

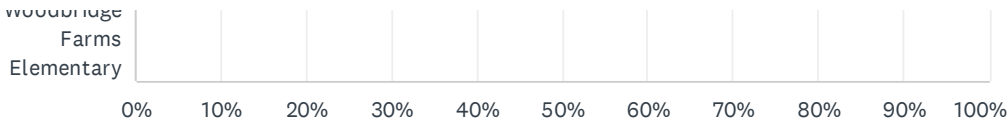
Q1 What school does your child currently attend?If you have more than one child attending an EIPS school or a child who attends classes at more than one EIPS school, complete this survey for each one.

Answered: 91 Skipped: 0

A.L. Horton Elementary									
Ardrossan Elementary									
Ardrossan Junior Senior High									
Bev Facey Community High									
Brentwood Elementary									
Bruderheim School									
Clover Bar Junior High									
Davidson Creek Elementary									
École Campbelltown									
École Parc Élémentaire									
F.R. Haythorne Junior High									
Fort Saskatchewan Christian									
Fort Saskatchewan Elementary									
Fort Saskatchewan High									
Fultonvale Elementary Junior High									
Glen Allan Elementary									
Heritage Hills Elementary									
James Mowat									

[illegible]

2024-25 EIPS Annual Feedback Survey: For Parents and Caregivers



2024-25 EIPS Annual Feedback Survey: For Parents and Caregivers

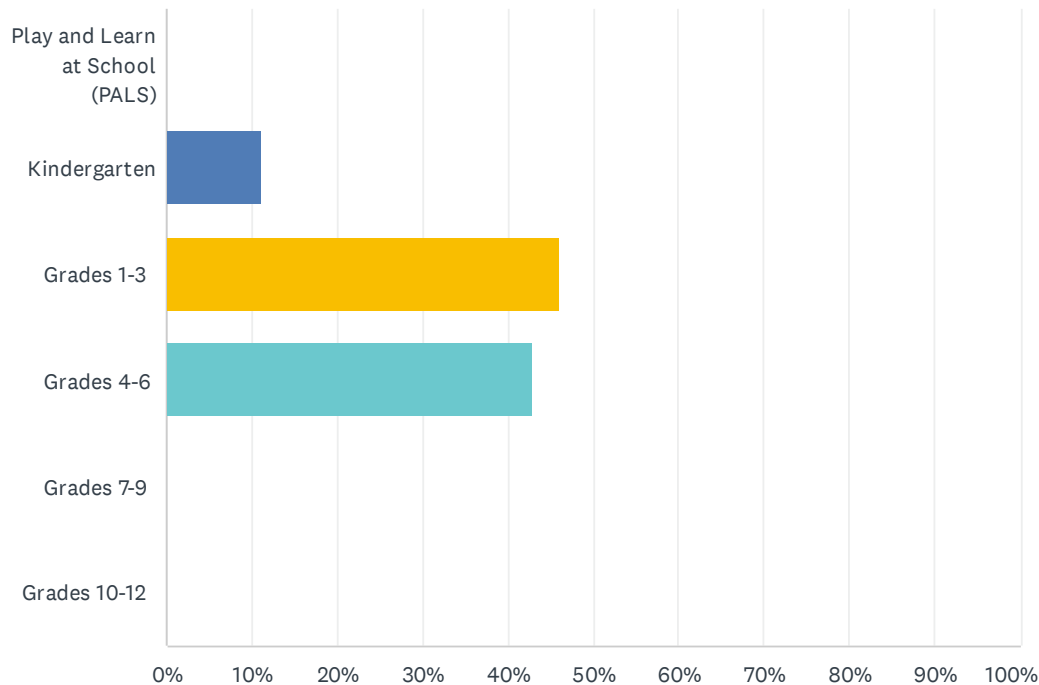
ANSWER CHOICES	RESPONSES	
A.L. Horton Elementary	0.00%	0
Ardrossan Elementary	0.00%	0
Ardrossan Junior Senior High	0.00%	0
Bev Facey Community High	0.00%	0
Brentwood Elementary	0.00%	0
Bruderheim School	0.00%	0
Clover Bar Junior High	0.00%	0
Davidson Creek Elementary	0.00%	0
École Campbelltown	0.00%	0
École Parc Élémentaire	0.00%	0
F.R. Haythorne Junior High	0.00%	0
Fort Saskatchewan Christian	0.00%	0
Fort Saskatchewan Elementary	0.00%	0
Fort Saskatchewan High	0.00%	0
Fultonvale Elementary Junior High	0.00%	0
Glen Allan Elementary	0.00%	0
Heritage Hills Elementary	0.00%	0
James Mowat Elementary	0.00%	0
Lakeland Ridge	0.00%	0
Lamont Elementary	0.00%	0
Lamont High	0.00%	0
Mills Haven Elementary	100.00%	91
Mundare School	0.00%	0
Next Step Fort Saskatchewan	0.00%	0
Next Step Sherwood Park	0.00%	0
Next Step Vegreville	0.00%	0
Pine Street Elementary	0.00%	0
Rudolph Hennig Junior High	0.00%	0
Salisbury Composite High	0.00%	0
Sherwood Heights Junior High	0.00%	0
SouthPointe School	0.00%	0
Strathcona Christian Academy Elementary	0.00%	0

2024-25 EIPS Annual Feedback Survey: For Parents and Caregivers

Strathcona Christian Academy Secondary	0.00%	0
Uncas Elementary	0.00%	0
Vegreville Composite High	0.00%	0
Wes Hosford Elementary	0.00%	0
Westboro Elementary	0.00%	0
Win Ferguson Elementary	0.00%	0
Woodbridge Farms Elementary	0.00%	0
TOTAL		91

Q2 What grade is your child currently in?

Answered: 91 Skipped: 0



ANSWER CHOICES	RESPONSES	
Play and Learn at School (PALS)	0.00%	0
Kindergarten	10.99%	10
Grades 1-3	46.15%	42
Grades 4-6	42.86%	39
Grades 7-9	0.00%	0
Grades 10-12	0.00%	0
TOTAL		91

Q3 As a result of being in the Play and Learn at School (PALS) program, my child’s demonstrating growth in their development.

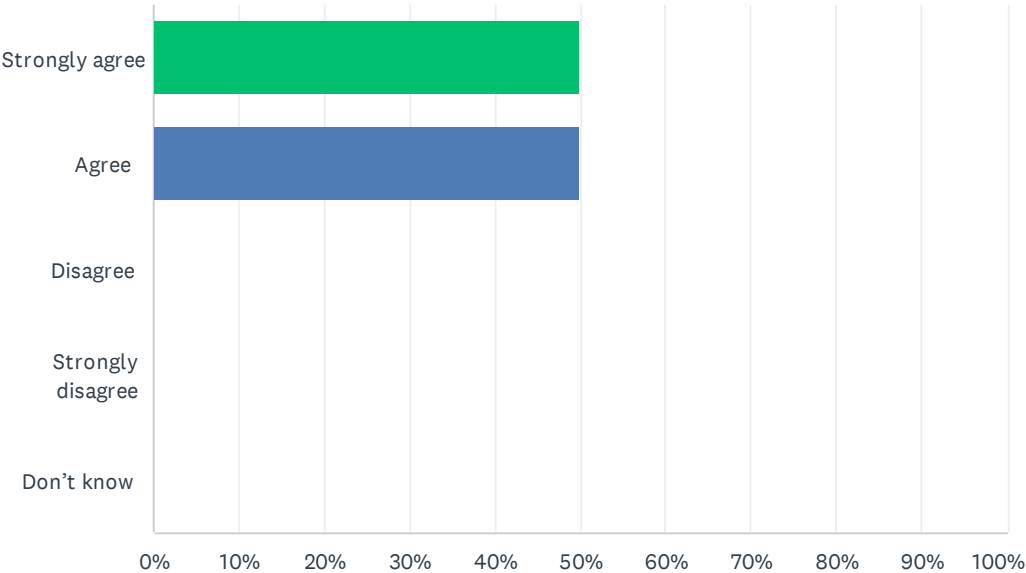
Answered: 0 Skipped: 91

 No matching responses.

ANSWER CHOICES	RESPONSES	
Strongly agree	0.00%	0
Agree	0.00%	0
Disagree	0.00%	0
Strongly disagree	0.00%	0
Don't know	0.00%	0
TOTAL		0

Q4 As a result of being in the kindergarten program, my child’s becoming ready to enter Grade 1.

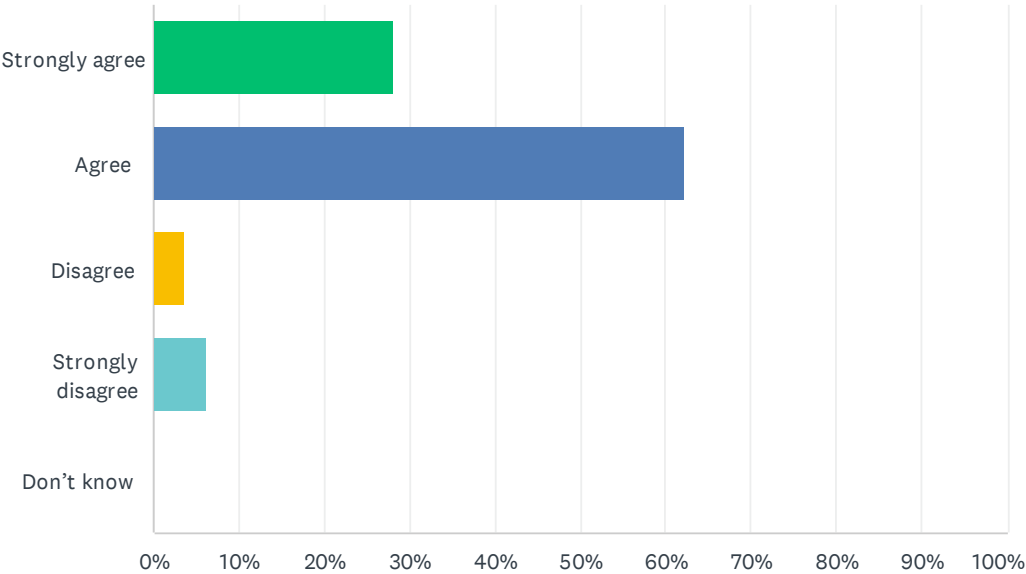
Answered: 10 Skipped: 81



ANSWER CHOICES	RESPONSES	
Strongly agree	50.00%	5
Agree	50.00%	5
Disagree	0.00%	0
Strongly disagree	0.00%	0
Don't know	0.00%	0
TOTAL		10

Q5 My child's individual needs are met.

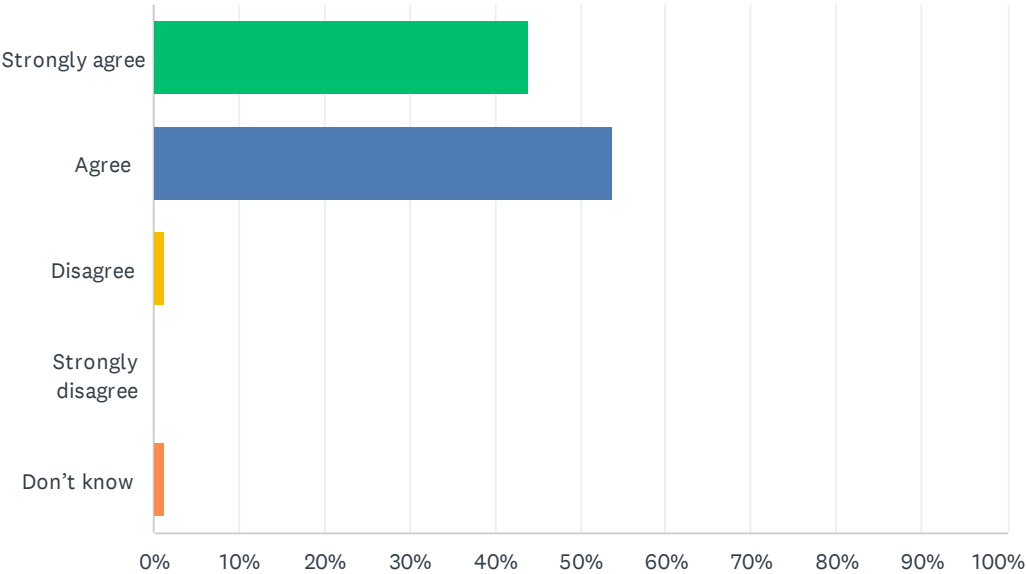
Answered: 82 Skipped: 9



ANSWER CHOICES	RESPONSES	
Strongly agree	28.05%	23
Agree	62.20%	51
Disagree	3.66%	3
Strongly disagree	6.10%	5
Don't know	0.00%	0
TOTAL		82

Q6 My child's encouraged to do their best.

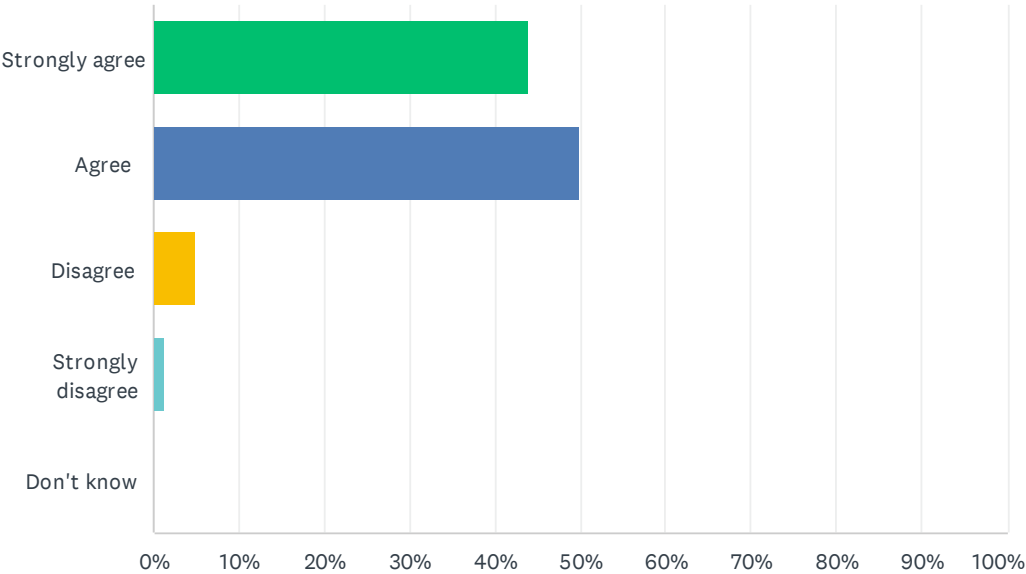
Answered: 82 Skipped: 9



ANSWER CHOICES	RESPONSES	
Strongly agree	43.90%	36
Agree	53.66%	44
Disagree	1.22%	1
Strongly disagree	0.00%	0
Don't know	1.22%	1
TOTAL		82

Q7 My child's demonstrating growth in literacy.

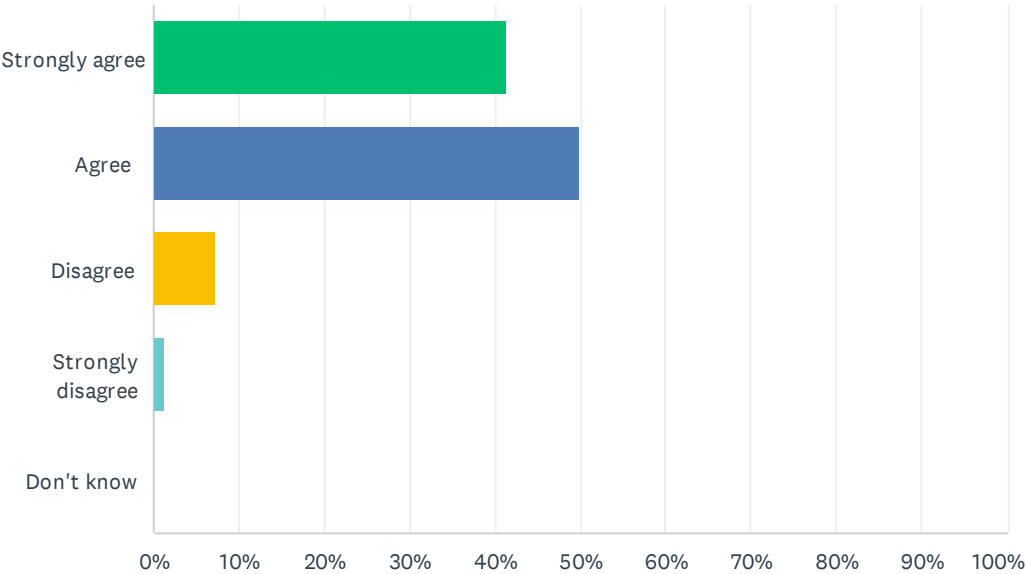
Answered: 82 Skipped: 9



ANSWER CHOICES	RESPONSES	
Strongly agree	43.90%	36
Agree	50.00%	41
Disagree	4.88%	4
Strongly disagree	1.22%	1
Don't know	0.00%	0
TOTAL		82

Q8 My child's demonstrating growth in numeracy.

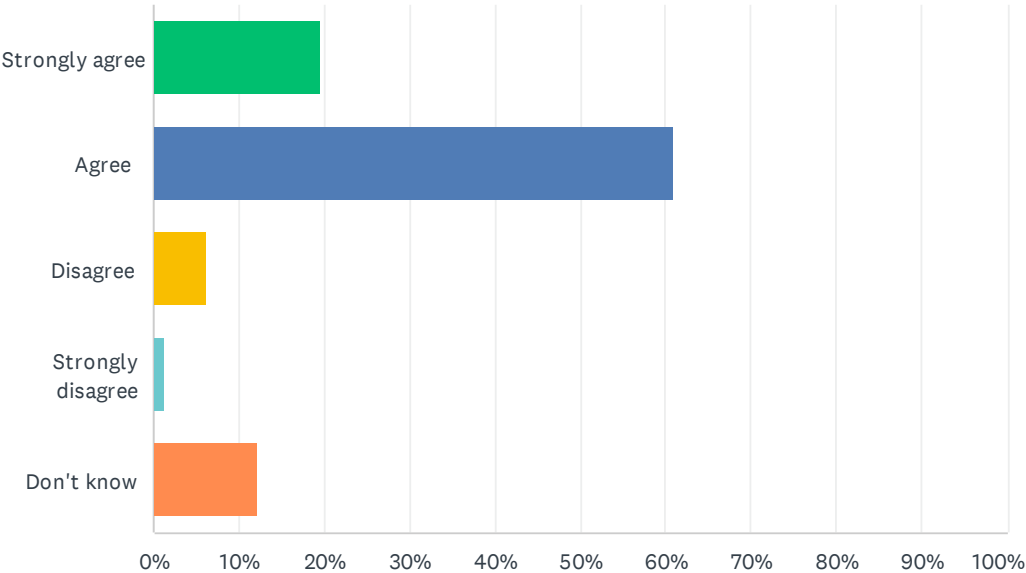
Answered: 82 Skipped: 9



ANSWER CHOICES	RESPONSES	
Strongly agree	41.46%	34
Agree	50.00%	41
Disagree	7.32%	6
Strongly disagree	1.22%	1
Don't know	0.00%	0
TOTAL		82

Q9 My child has an understanding of First Nations, Métis and Inuit culture and history.

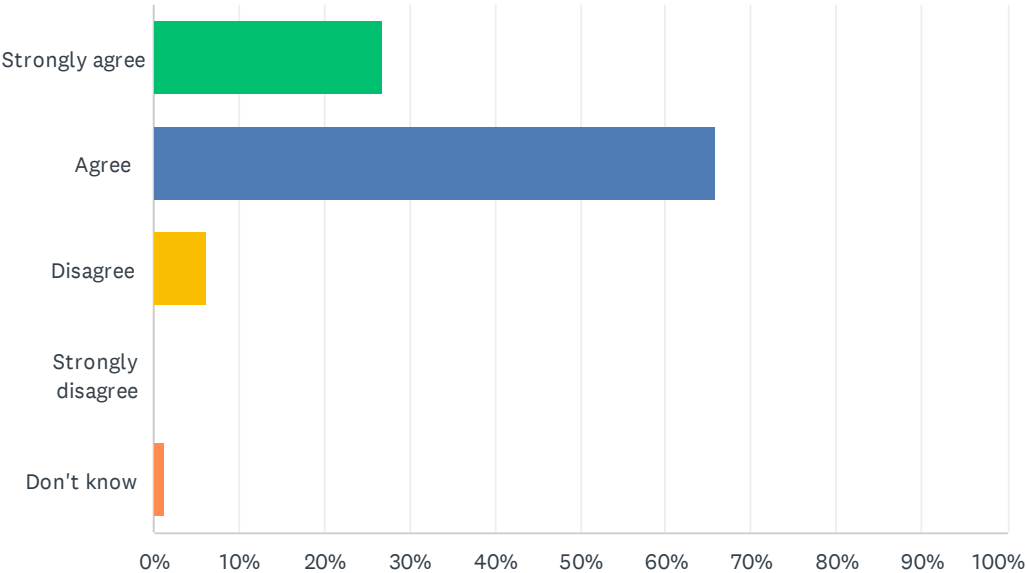
Answered: 82 Skipped: 9



ANSWER CHOICES	RESPONSES	
Strongly agree	19.51%	16
Agree	60.98%	50
Disagree	6.10%	5
Strongly disagree	1.22%	1
Don't know	12.20%	10
TOTAL		82

Q10 My child's learning the knowledge, skills and attitudes necessary to be successful in life.

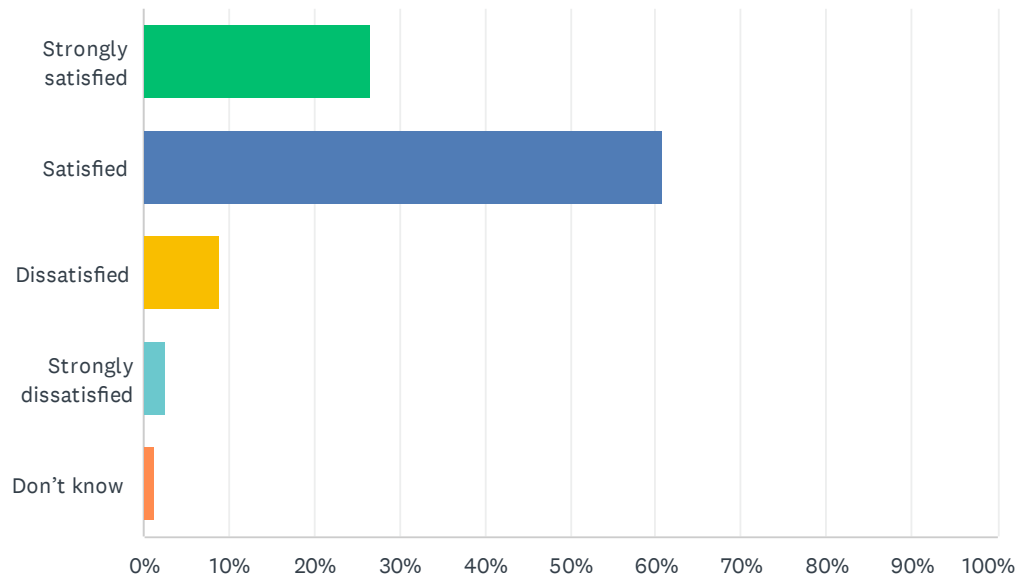
Answered: 82 Skipped: 9



ANSWER CHOICES	RESPONSES	
Strongly agree	26.83%	22
Agree	65.85%	54
Disagree	6.10%	5
Strongly disagree	0.00%	0
Don't know	1.22%	1
TOTAL		82

Q11 How satisfied are you with the quality of education your child's receiving at school?

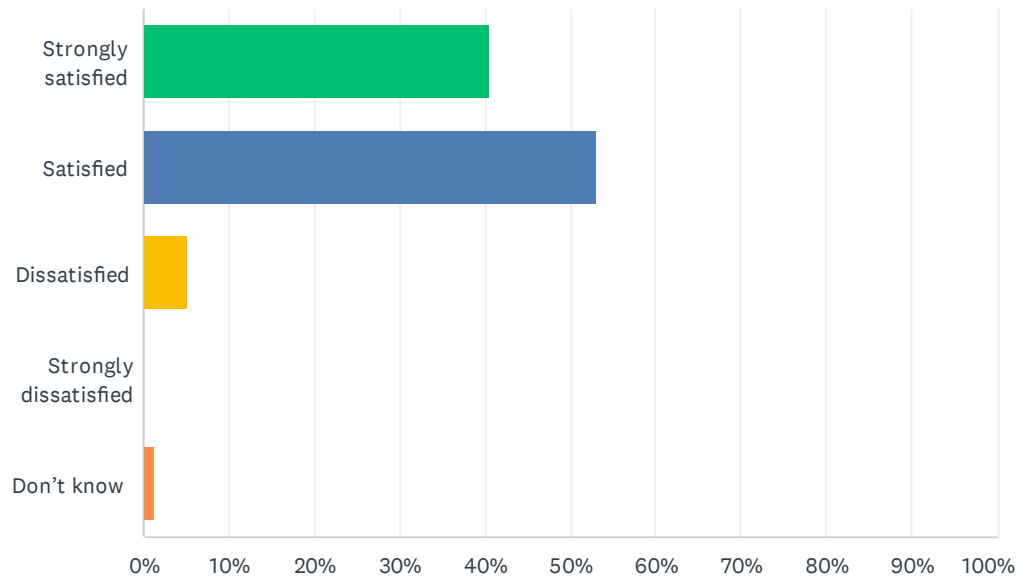
Answered: 79 Skipped: 12



ANSWER CHOICES	RESPONSES	
Strongly satisfied	26.58%	21
Satisfied	60.76%	48
Dissatisfied	8.86%	7
Strongly dissatisfied	2.53%	2
Don't know	1.27%	1
TOTAL		79

Q12 How satisfied are you with the quality of teaching at your child’s school?

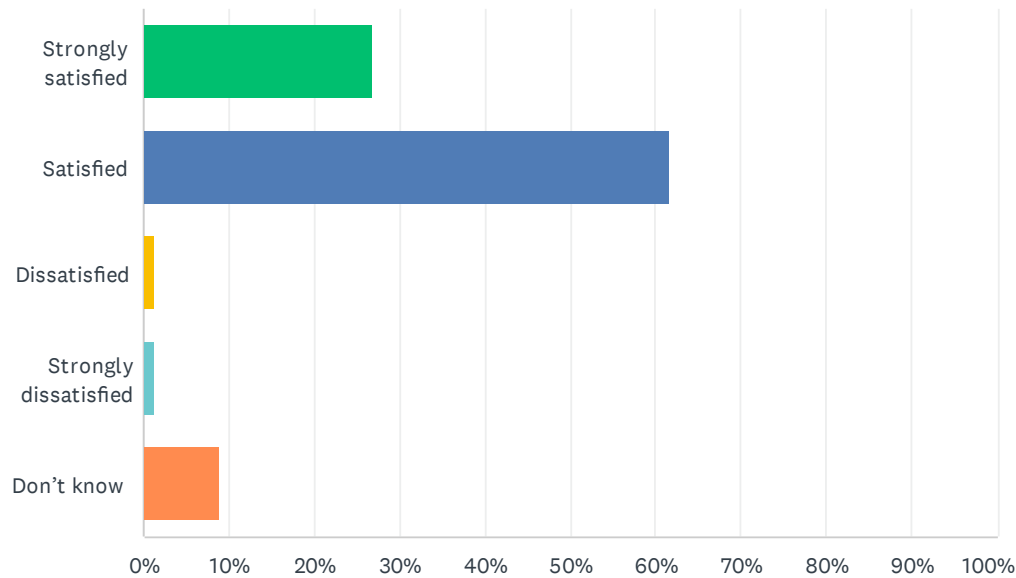
Answered: 79 Skipped: 12



ANSWER CHOICES	RESPONSES	
Strongly satisfied	40.51%	32
Satisfied	53.16%	42
Dissatisfied	5.06%	4
Strongly dissatisfied	0.00%	0
Don't know	1.27%	1
TOTAL		79

Q13 How satisfied are you with the leadership at your child's school?

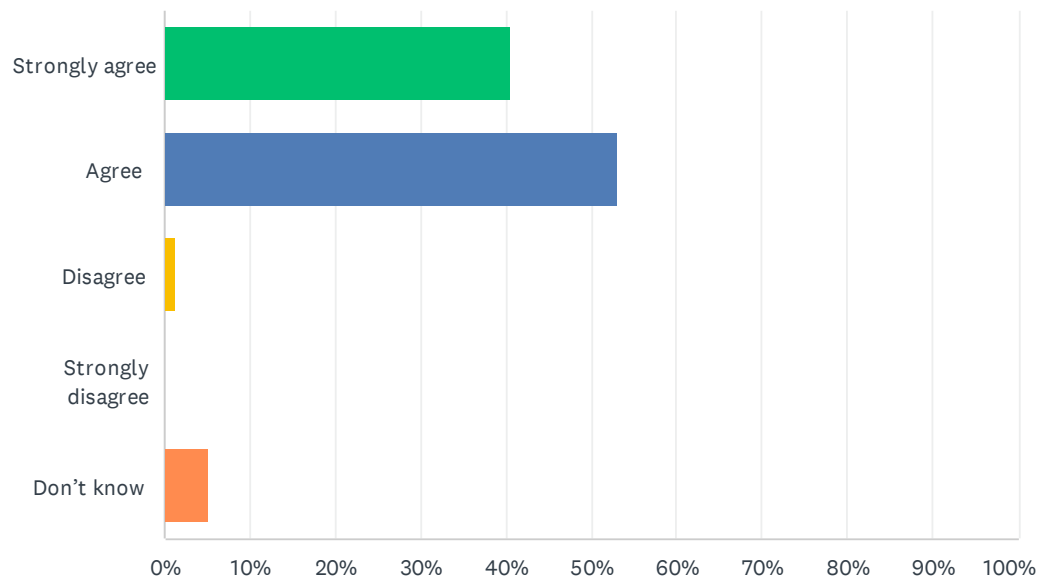
Answered: 78 Skipped: 13



ANSWER CHOICES	RESPONSES	
Strongly satisfied	26.92%	21
Satisfied	61.54%	48
Dissatisfied	1.28%	1
Strongly dissatisfied	1.28%	1
Don't know	8.97%	7
TOTAL		78

Q14 My child’s school encourages my child to be a responsible, respectful and engaged citizen.

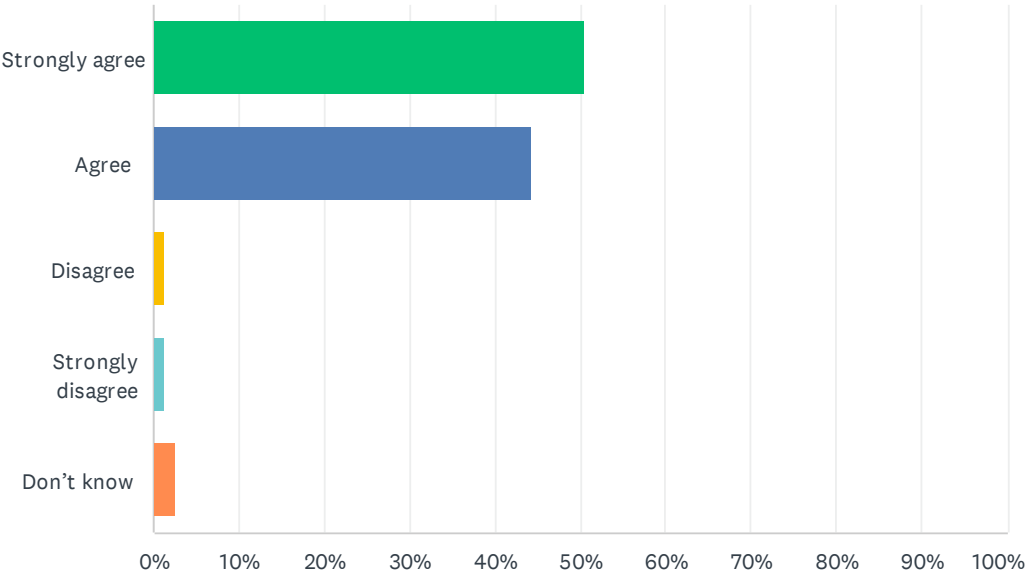
Answered: 79 Skipped: 12



ANSWER CHOICES	RESPONSES	
Strongly agree	40.51%	32
Agree	53.16%	42
Disagree	1.27%	1
Strongly disagree	0.00%	0
Don't know	5.06%	4
TOTAL		79

Q15 School staff care about my child.

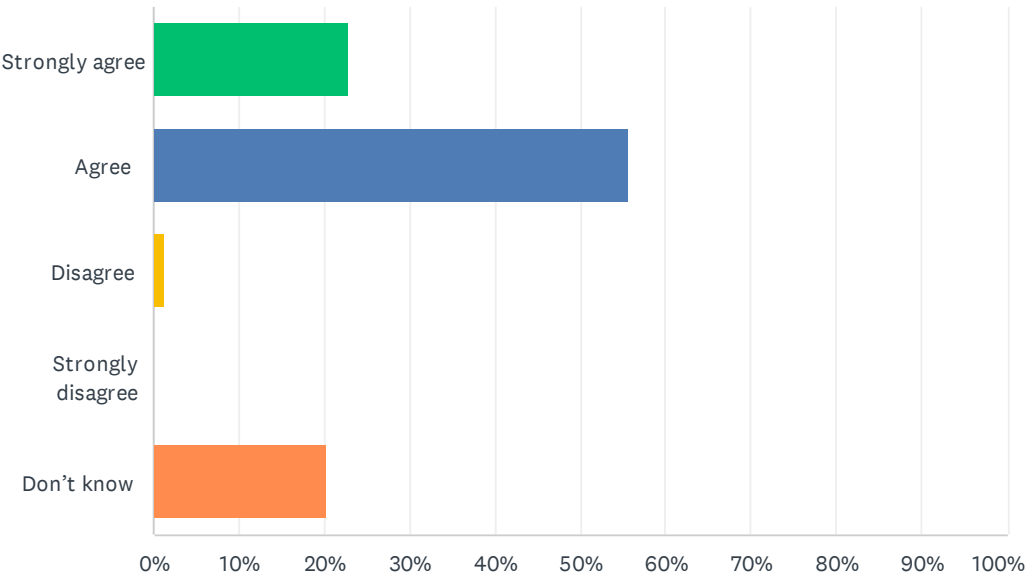
Answered: 79 Skipped: 12



ANSWER CHOICES	RESPONSES	
Strongly agree	50.63%	40
Agree	44.30%	35
Disagree	1.27%	1
Strongly disagree	1.27%	1
Don't know	2.53%	2
TOTAL		79

Q16 My child’s school handles discipline fairly and reasonably.

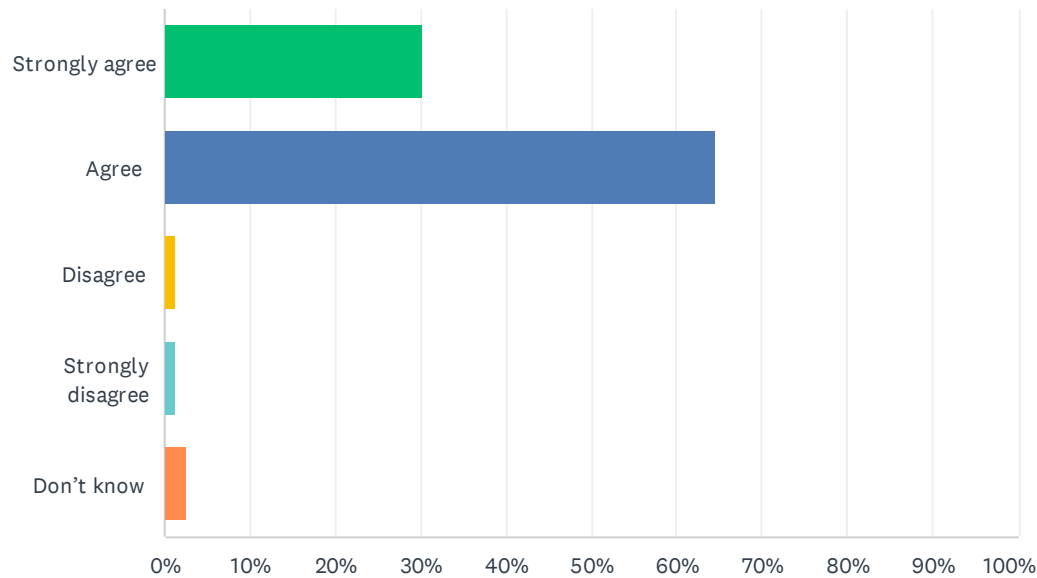
Answered: 79 Skipped: 12



ANSWER CHOICES	RESPONSES	
Strongly agree	22.78%	18
Agree	55.70%	44
Disagree	1.27%	1
Strongly disagree	0.00%	0
Don't know	20.25%	16
TOTAL		79

Q17 My child's school is safe.

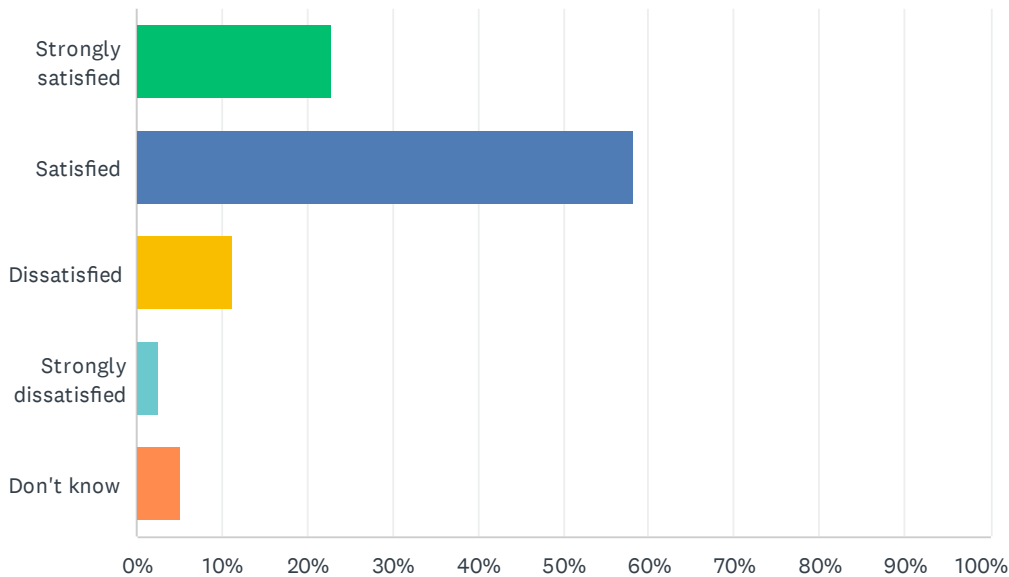
Answered: 79 Skipped: 12



ANSWER CHOICES	RESPONSES	
Strongly agree	30.38%	24
Agree	64.56%	51
Disagree	1.27%	1
Strongly disagree	1.27%	1
Don't know	2.53%	2
TOTAL		79

Q18 How satisfied are you with the resources available to support your child's learning?

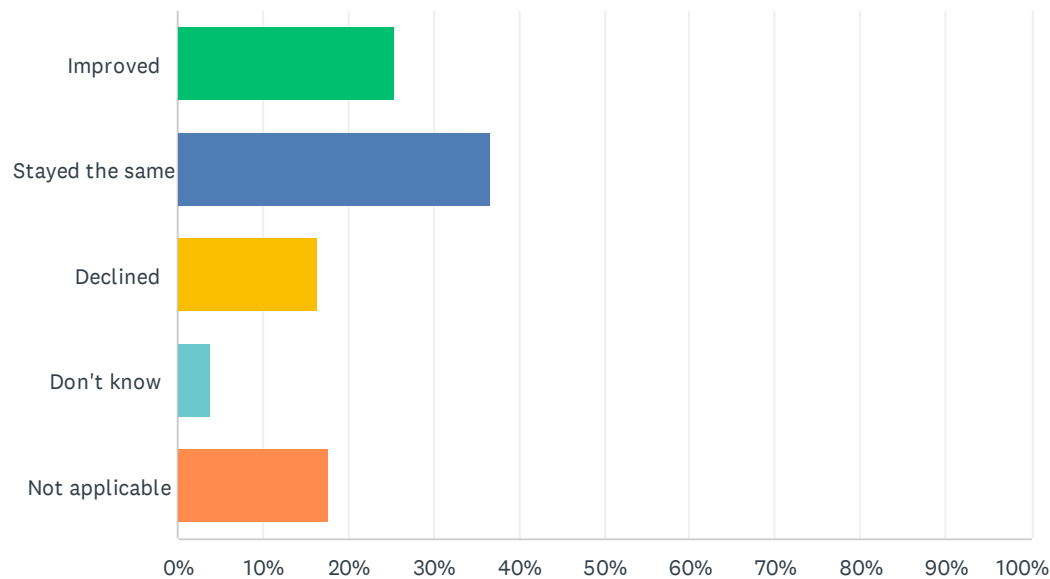
Answered: 79 Skipped: 12



ANSWER CHOICES	RESPONSES	
Strongly satisfied	22.78%	18
Satisfied	58.23%	46
Dissatisfied	11.39%	9
Strongly dissatisfied	2.53%	2
Don't know	5.06%	4
TOTAL		79

Q19 In your opinion, has the quality of education your child's experienced improved, stayed the same or declined in the past three years?

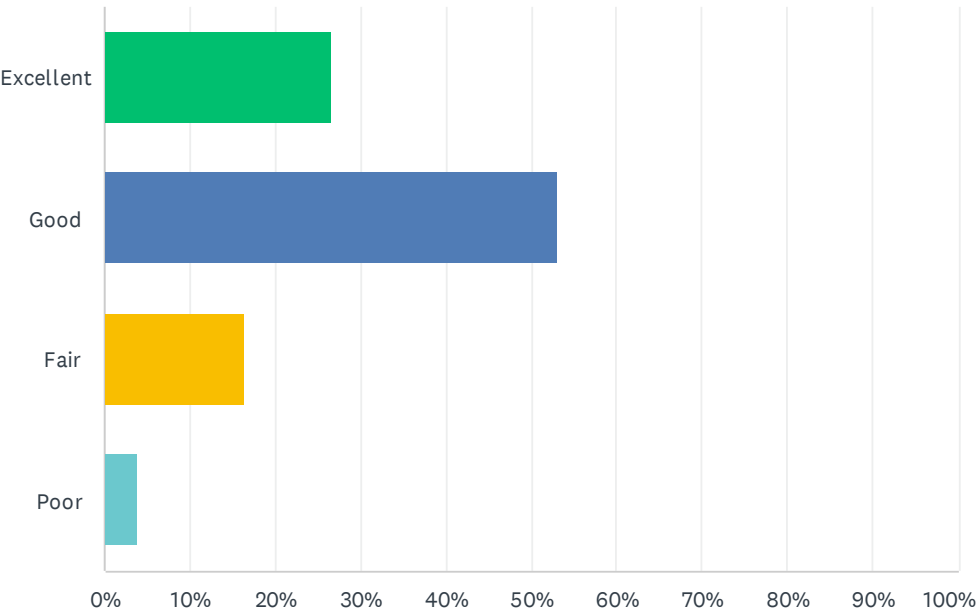
Answered: 79 Skipped: 12



ANSWER CHOICES	RESPONSES	
Improved	25.32%	20
Stayed the same	36.71%	29
Declined	16.46%	13
Don't know	3.80%	3
Not applicable	17.72%	14
TOTAL		79

Q20 How do you rate the physical condition of your child's school?

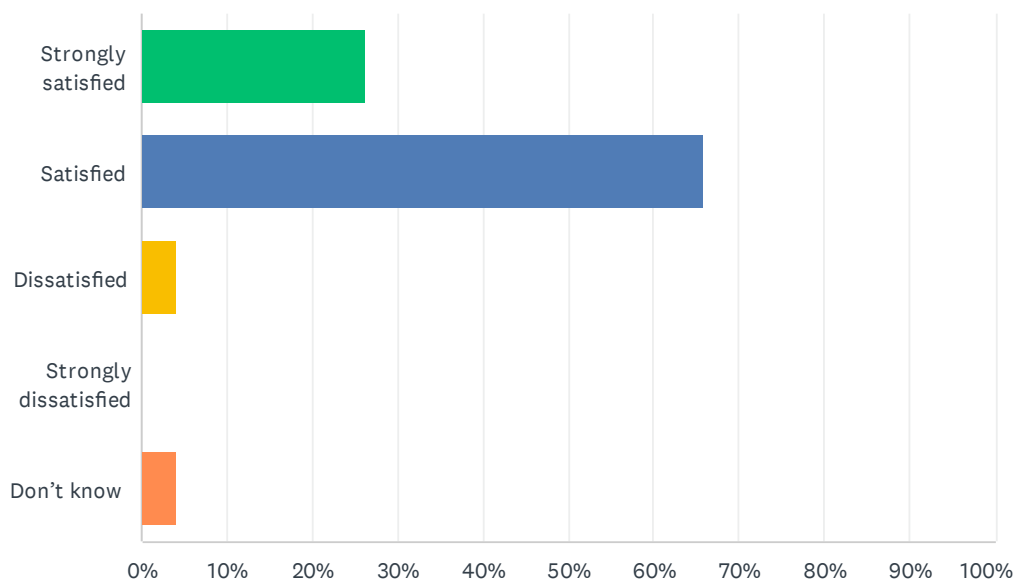
Answered: 79 Skipped: 12



ANSWER CHOICES	RESPONSES	
Excellent	26.58%	21
Good	53.16%	42
Fair	16.46%	13
Poor	3.80%	3
TOTAL		79

Q21 How satisfied are you with the opportunities provided to be involved in your child's education?Refer to the EIPS Parent Engagement overview for examples of involvement and engagement opportunities that help support student success.

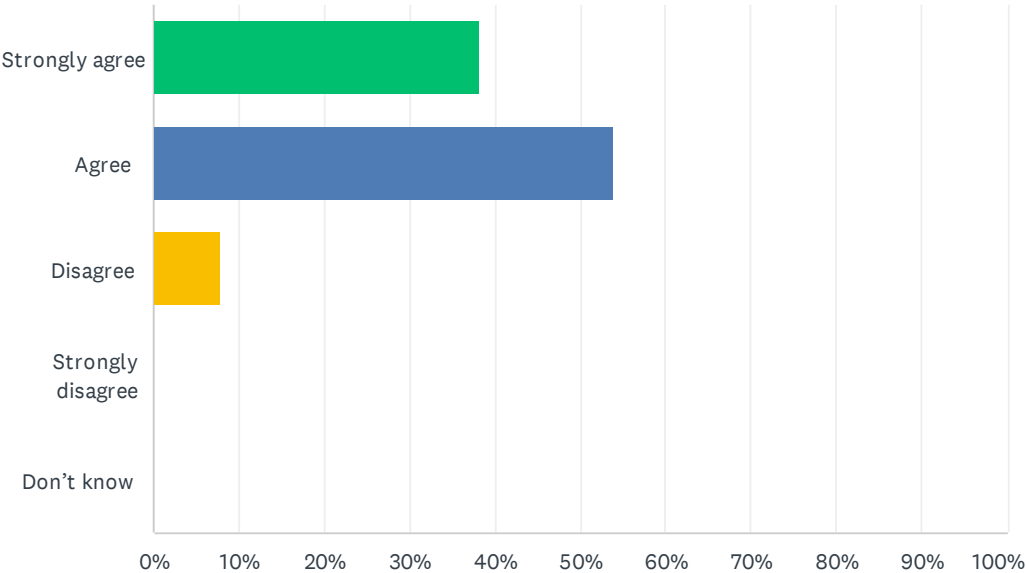
Answered: 76 Skipped: 15



ANSWER CHOICES	RESPONSES	
Strongly satisfied	26.32%	20
Satisfied	65.79%	50
Dissatisfied	3.95%	3
Strongly dissatisfied	0.00%	0
Don't know	3.95%	3
TOTAL		76

Q22 The school keeps me informed about my child's progress and achievement.

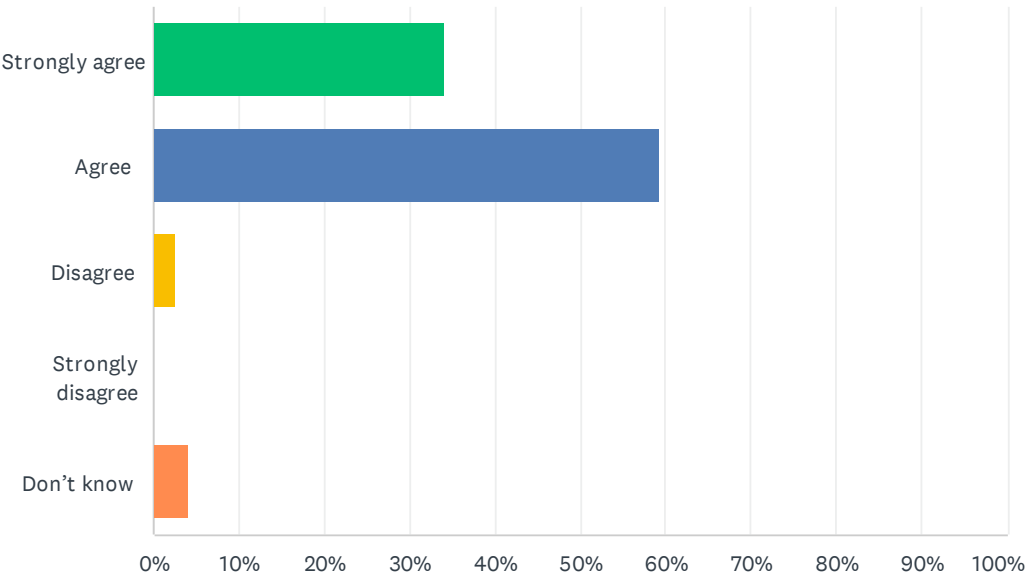
Answered: 76 Skipped: 15



ANSWER CHOICES	RESPONSES	
Strongly agree	38.16%	29
Agree	53.95%	41
Disagree	7.89%	6
Strongly disagree	0.00%	0
Don't know	0.00%	0
TOTAL		76

Q23 There is open and honest communication within my child's school.

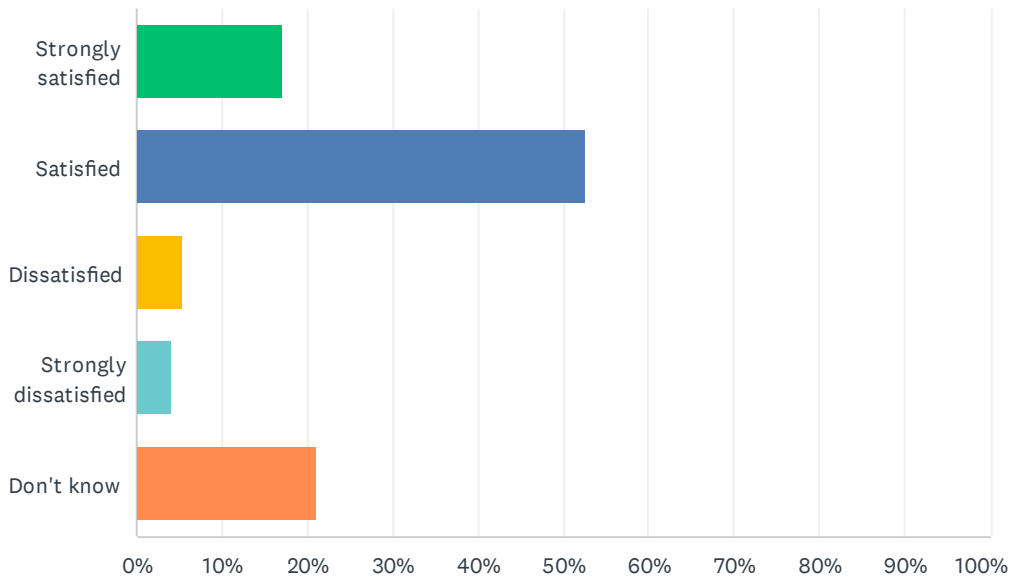
Answered: 76 Skipped: 15



ANSWER CHOICES	RESPONSES	
Strongly agree	34.21%	26
Agree	59.21%	45
Disagree	2.63%	2
Strongly disagree	0.00%	0
Don't know	3.95%	3
TOTAL		76

Q24 How satisfied are you with the Division’s commitment to engaging stakeholders—including parents and caregivers—about matters that affect decision-making and public education?Refer to the list of recent public engagement efforts throughout EIPS for examples of involvement and engagement opportunities.

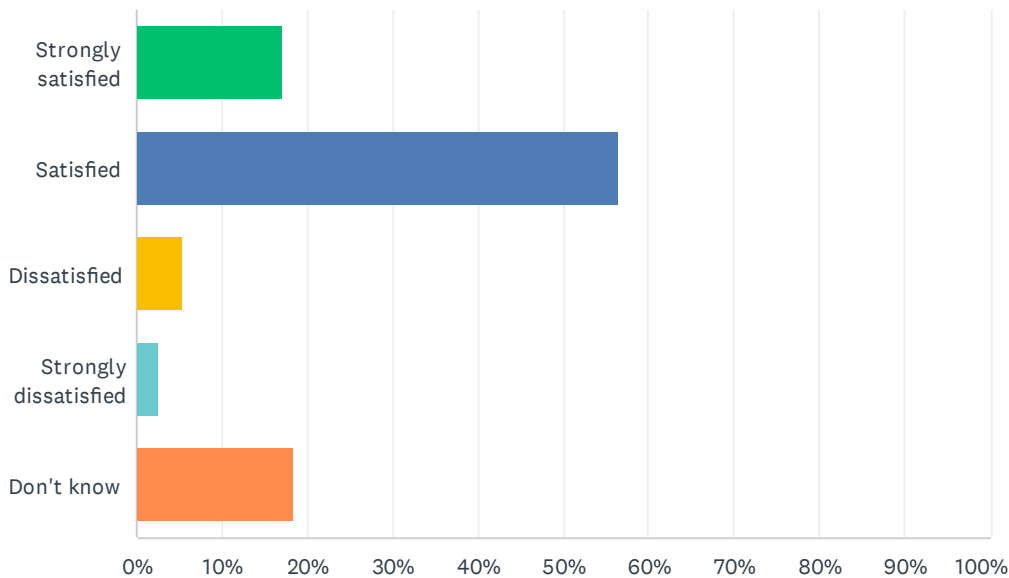
Answered: 76 Skipped: 15



ANSWER CHOICES	RESPONSES	
Strongly satisfied	17.11%	13
Satisfied	52.63%	40
Dissatisfied	5.26%	4
Strongly dissatisfied	3.95%	3
Don't know	21.05%	16
TOTAL		76

Q25 How satisfied are you with the Division’s commitment to advocating for public education?Refer to the Board Advocacy page for examples of ongoing advocacy work of the Board of Trustees.

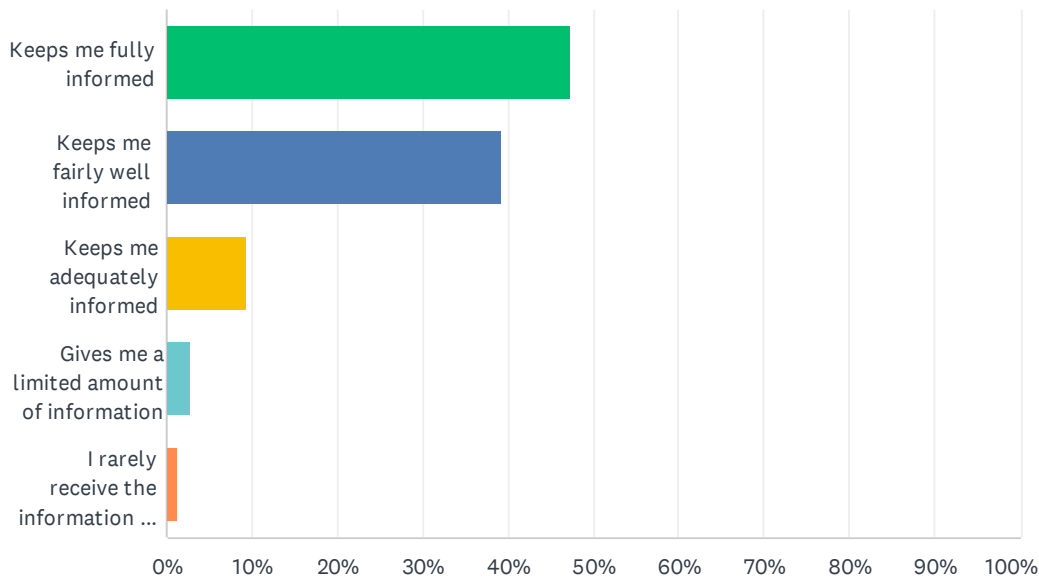
Answered: 76 Skipped: 15



ANSWER CHOICES	RESPONSES	
Strongly satisfied	17.11%	13
Satisfied	56.58%	43
Dissatisfied	5.26%	4
Strongly dissatisfied	2.63%	2
Don't know	18.42%	14
TOTAL		76

Q26 Elk Island Public Schools appreciates the opportunity to stay connected with parents and caregivers about news, activities, programs and other matters of importance. What is your impression of the communication you receive from your child's school?

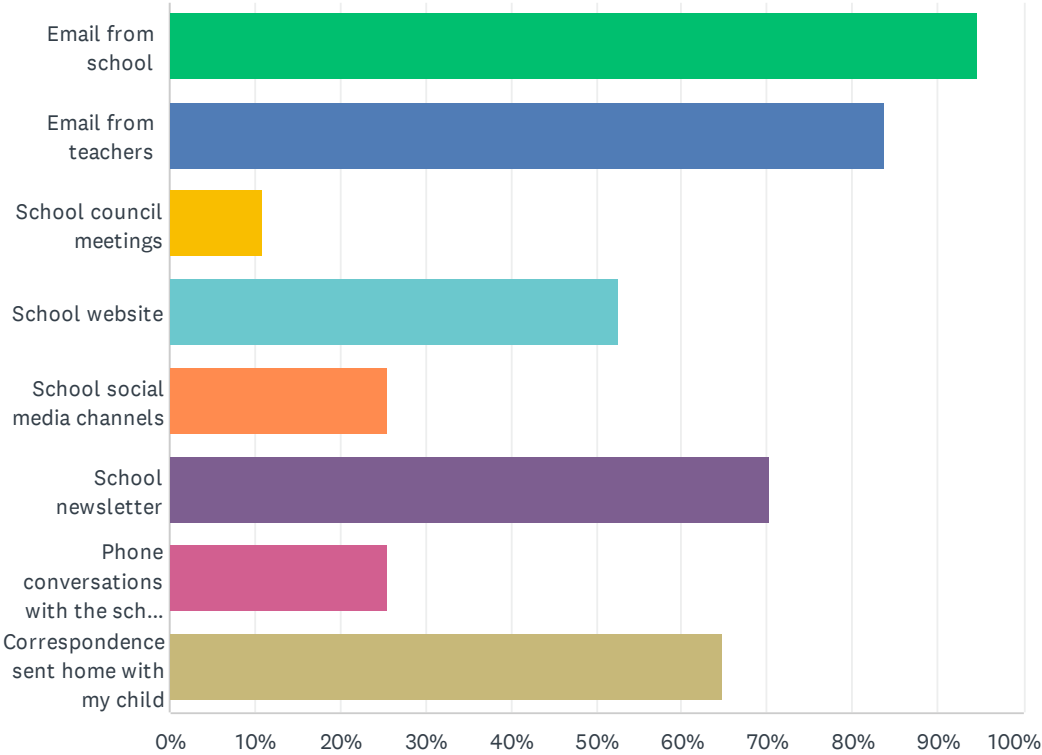
Answered: 74 Skipped: 17



ANSWER CHOICES	RESPONSES	
Keeps me fully informed	47.30%	35
Keeps me fairly well informed	39.19%	29
Keeps me adequately informed	9.46%	7
Gives me a limited amount of information	2.70%	2
I rarely receive the information I need	1.35%	1
TOTAL		74

Q27 Do you regularly make use of the following to keep up to date on school activities, programs, etc.? Check all that apply.

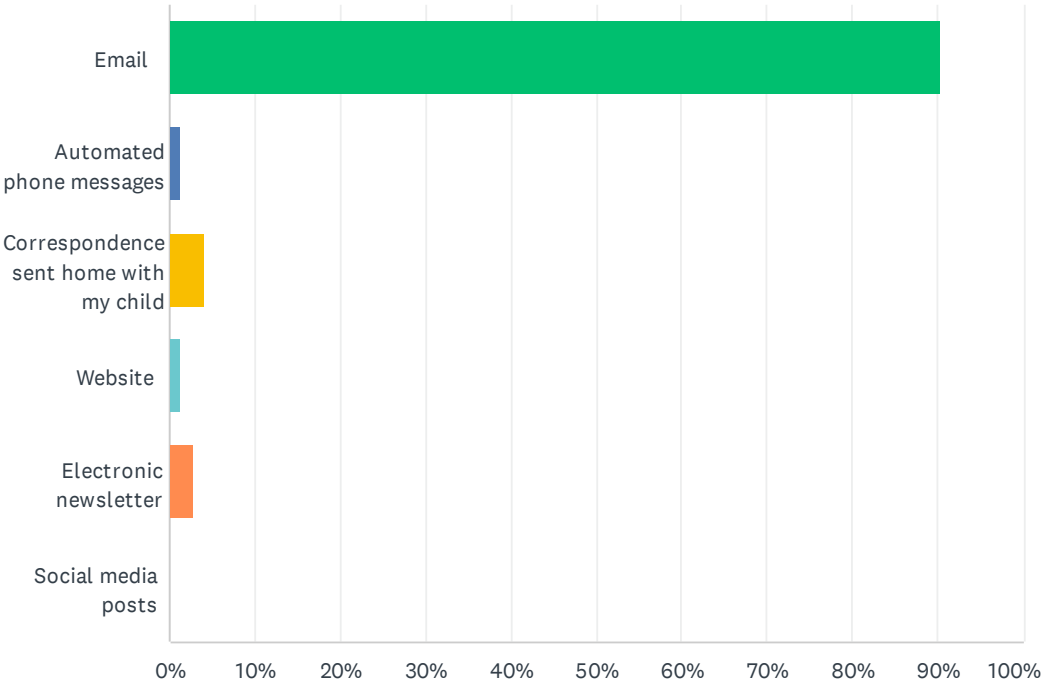
Answered: 74 Skipped: 17



ANSWER CHOICES	RESPONSES	
Email from school	94.59%	70
Email from teachers	83.78%	62
School council meetings	10.81%	8
School website	52.70%	39
School social media channels	25.68%	19
School newsletter	70.27%	52
Phone conversations with the school or teachers	25.68%	19
Correspondence sent home with my child	64.86%	48
Total Respondents: 74		

Q28 What is your most preferred method of communication from the school and Division?

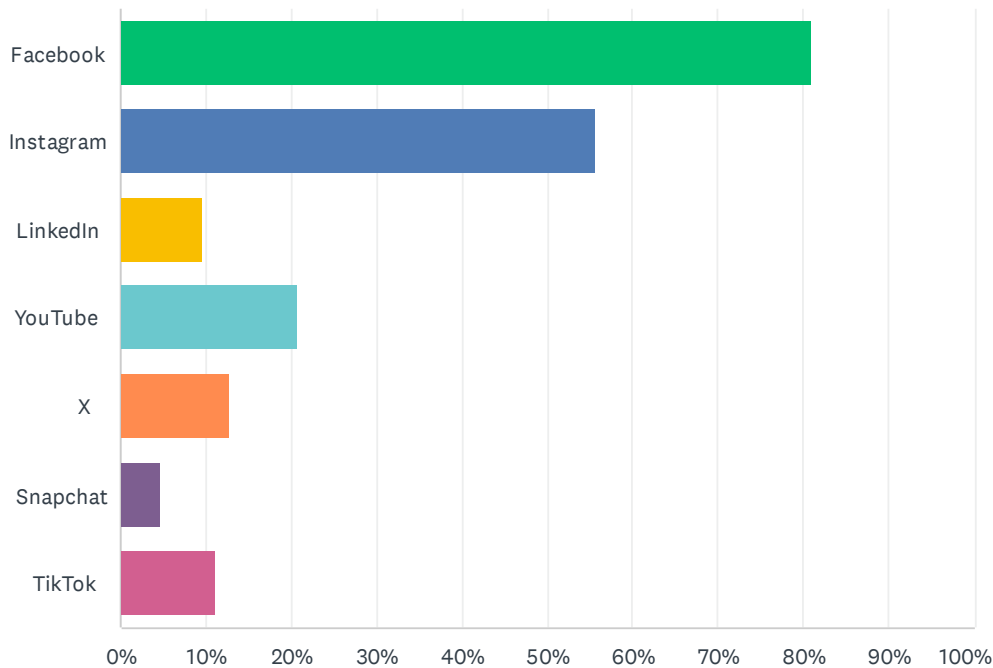
Answered: 73 Skipped: 18



ANSWER CHOICES	RESPONSES	
Email	90.41%	66
Automated phone messages	1.37%	1
Correspondence sent home with my child	4.11%	3
Website	1.37%	1
Electronic newsletter	2.74%	2
Social media posts	0.00%	0
TOTAL		73

Q29 The Division and schools often share news and information on social media. Which of the following platforms do you use? Check all that apply.

Answered: 63 Skipped: 28



ANSWER CHOICES	RESPONSES	
Facebook	80.95%	51
Instagram	55.56%	35
LinkedIn	9.52%	6
YouTube	20.63%	13
X	12.70%	8
Snapchat	4.76%	3
TikTok	11.11%	7
Total Respondents: 63		