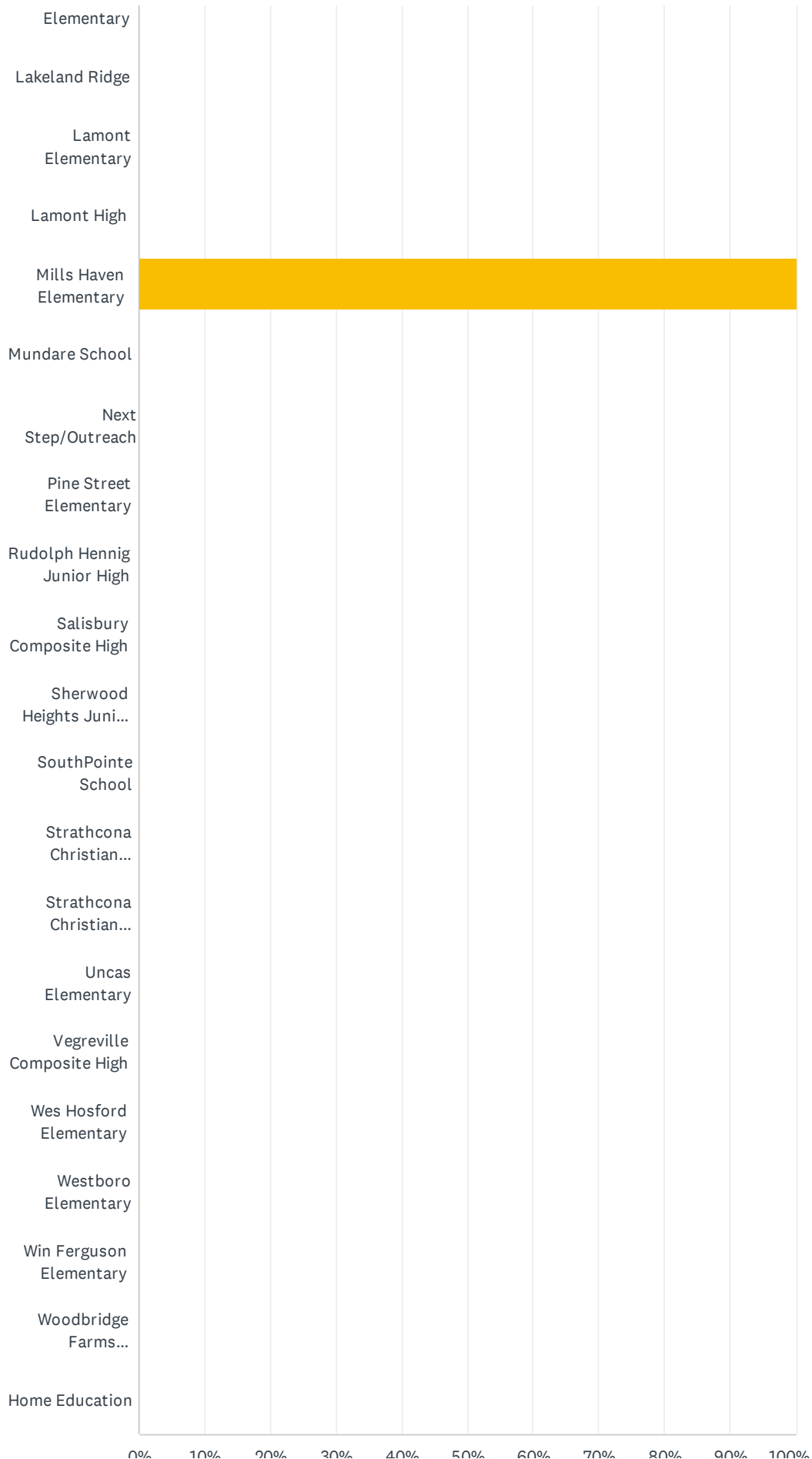


Q1 What school does your child currently attend?

Answered: 111 Skipped: 0

A.L. Horton Elementary										
Andrew School										
Ardrossan Elementary										
Ardrossan Junior Senio...										
Bev Facey Community High										
Brentwood Elementary										
Bruderheim School										
Clover Bar Junior High										
Davidson Creek Elementary										
École Campbelltown										
École Parc Élémentaire										
F.R. Haythorne Junior High										
Fort Saskatchewan...										
Fort Saskatchewan...										
Fort Saskatchewan...										
Fultonvale Elementary...										
Glen Allan Elementary										
Heritage Hills Elementary										
James Mowat										

EIPS Parent Survey 2021-22



EIPS Parent Survey 2021-22

0% 10% 20% 30% 40% 50% 60% 70% 80% 90% 100%

EIPS Parent Survey 2021-22

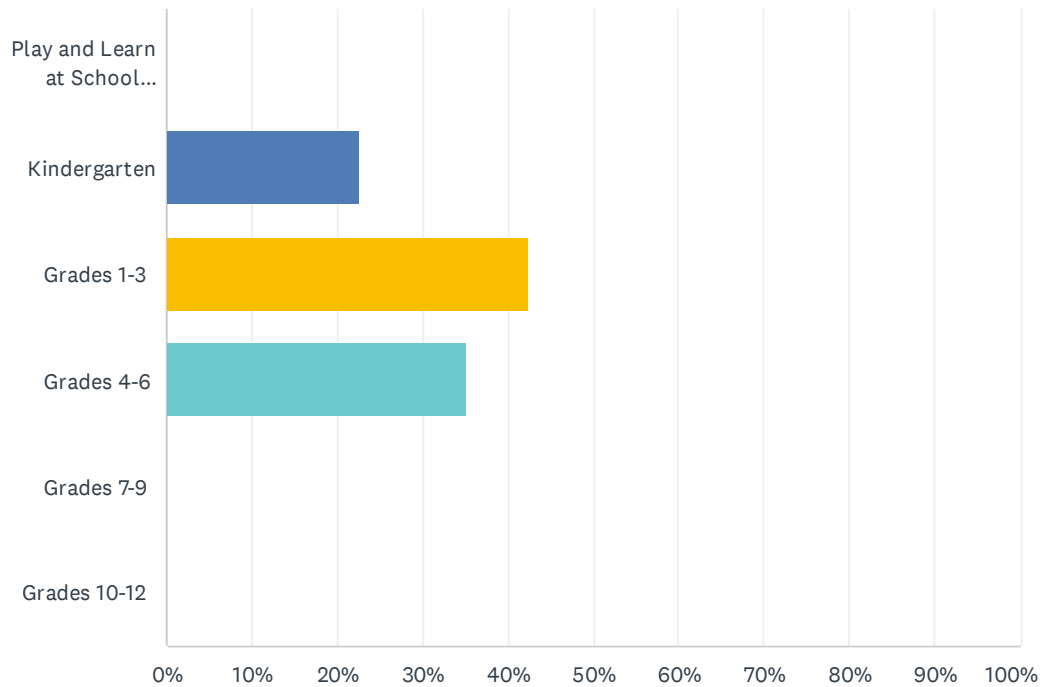
ANSWER CHOICES	RESPONSES	
A.L. Horton Elementary	0.00%	0
Andrew School	0.00%	0
Ardrossan Elementary	0.00%	0
Ardrossan Junior Senior High	0.00%	0
Bev Facey Community High	0.00%	0
Brentwood Elementary	0.00%	0
Bruderheim School	0.00%	0
Clover Bar Junior High	0.00%	0
Davidson Creek Elementary	0.00%	0
École Campbelltown	0.00%	0
École Parc Élémentaire	0.00%	0
F.R. Haythorne Junior High	0.00%	0
Fort Saskatchewan Christian	0.00%	0
Fort Saskatchewan Elementary	0.00%	0
Fort Saskatchewan High	0.00%	0
Fultonvale Elementary Junior High	0.00%	0
Glen Allan Elementary	0.00%	0
Heritage Hills Elementary	0.00%	0
James Mowat Elementary	0.00%	0
Lakeland Ridge	0.00%	0
Lamont Elementary	0.00%	0
Lamont High	0.00%	0
Mills Haven Elementary	100.00%	111
Mundare School	0.00%	0
Next Step/Outreach	0.00%	0
Pine Street Elementary	0.00%	0
Rudolph Hennig Junior High	0.00%	0
Salisbury Composite High	0.00%	0
Sherwood Heights Junior High	0.00%	0
SouthPointe School	0.00%	0
Strathcona Christian Academy Elementary	0.00%	0
Strathcona Christian Academy Secondary	0.00%	0

EIPS Parent Survey 2021-22

Uncas Elementary	0.00%	0
Vegreville Composite High	0.00%	0
Wes Hosford Elementary	0.00%	0
Westboro Elementary	0.00%	0
Win Ferguson Elementary	0.00%	0
Woodbridge Farms Elementary	0.00%	0
Home Education	0.00%	0
TOTAL		111

Q2 What grade is your child currently in?

Answered: 111 Skipped: 0



ANSWER CHOICES	RESPONSES	
Play and Learn at School (PALS)	0.00%	0
Kindergarten	22.52%	25
Grades 1-3	42.34%	47
Grades 4-6	35.14%	39
Grades 7-9	0.00%	0
Grades 10-12	0.00%	0
TOTAL		111

Q3 As a result of being in the Play and Learn at School (PALS) program, my child's demonstrating growth in their development.

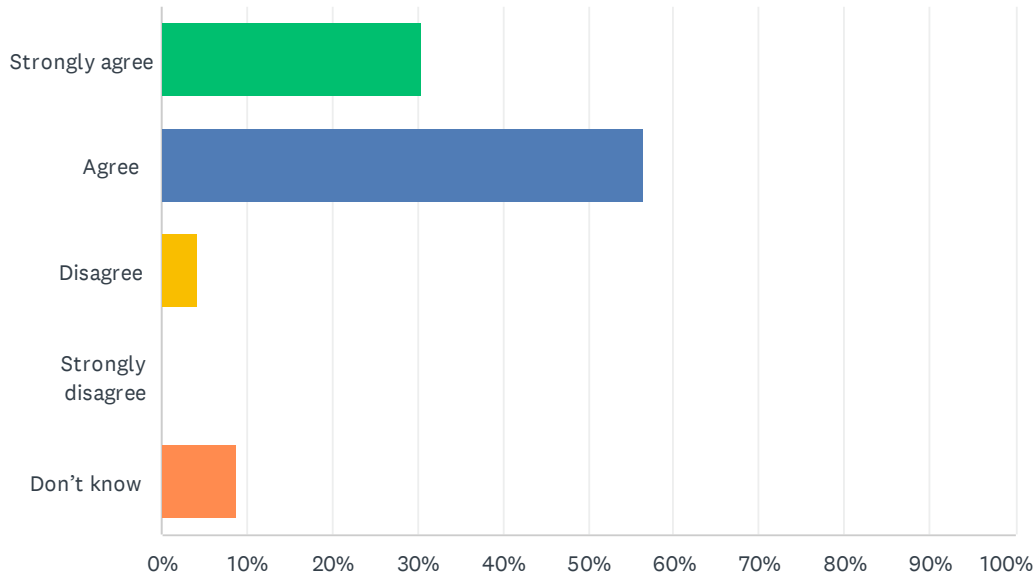
Answered: 0 Skipped: 111

 No matching responses.

ANSWER CHOICES	RESPONSES	
Strongly agree	0.00%	0
Agree	0.00%	0
Disagree	0.00%	0
Strongly disagree	0.00%	0
Don't know	0.00%	0
TOTAL		0

Q4 As a result of being in the Kindergarten program, my child's becoming ready to enter Grade 1.

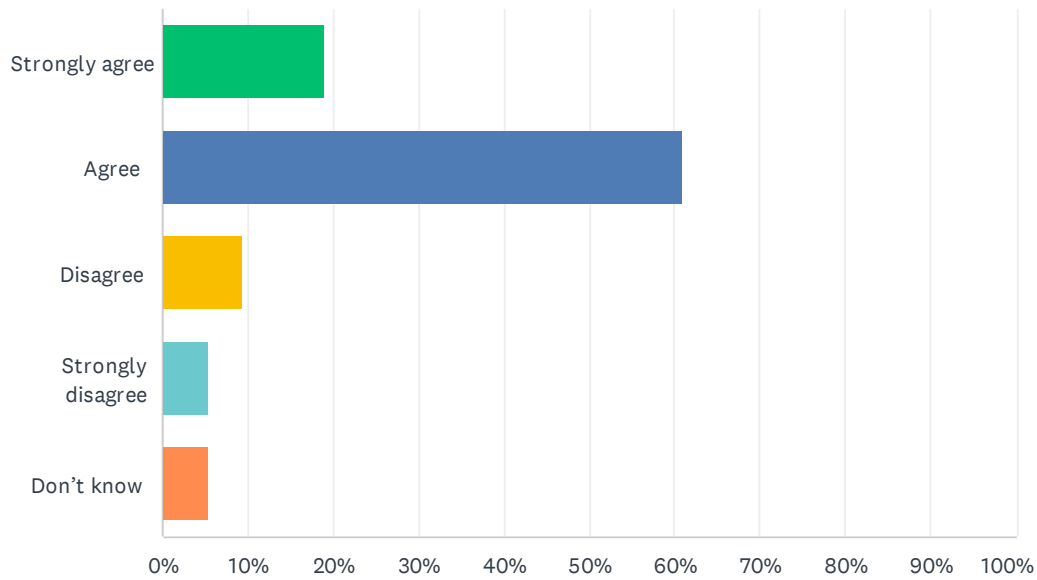
Answered: 23 Skipped: 88



ANSWER CHOICES	RESPONSES	
Strongly agree	30.43%	7
Agree	56.52%	13
Disagree	4.35%	1
Strongly disagree	0.00%	0
Don't know	8.70%	2
TOTAL		23

Q5 My child's individual needs are met.

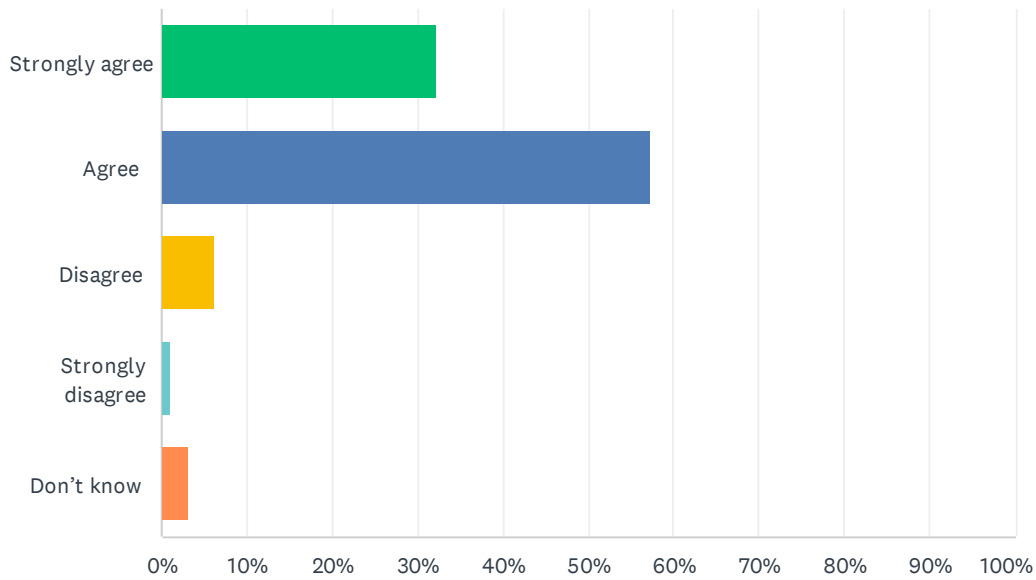
Answered: 95 Skipped: 16



ANSWER CHOICES	RESPONSES	
Strongly agree	18.95%	18
Agree	61.05%	58
Disagree	9.47%	9
Strongly disagree	5.26%	5
Don't know	5.26%	5
TOTAL		95

Q6 My child's encouraged to do their best.

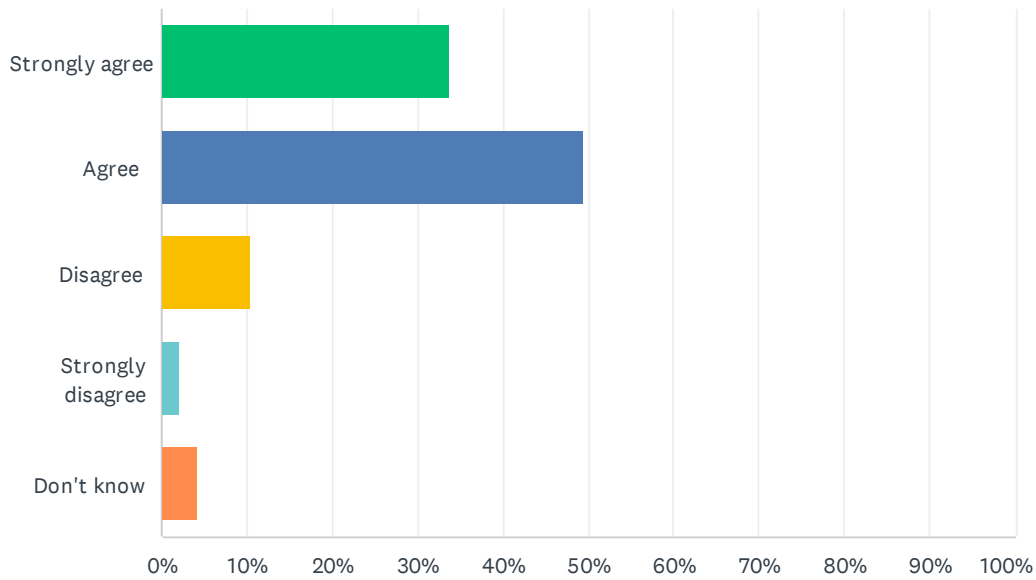
Answered: 96 Skipped: 15



ANSWER CHOICES	RESPONSES	
Strongly agree	32.29%	31
Agree	57.29%	55
Disagree	6.25%	6
Strongly disagree	1.04%	1
Don't know	3.13%	3
TOTAL		96

Q7 My child's demonstrating growth in literacy.

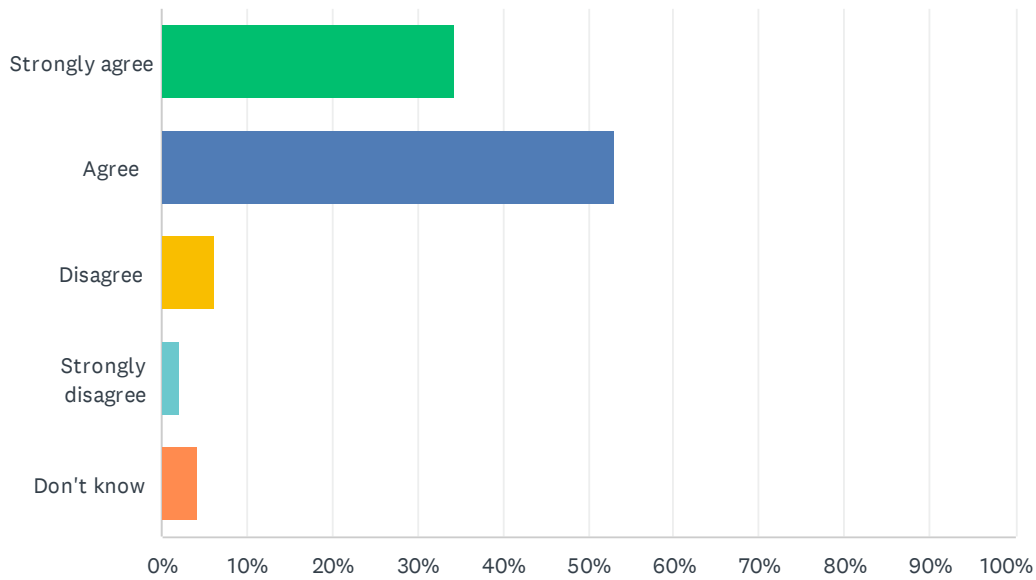
Answered: 95 Skipped: 16



ANSWER CHOICES	RESPONSES	
Strongly agree	33.68%	32
Agree	49.47%	47
Disagree	10.53%	10
Strongly disagree	2.11%	2
Don't know	4.21%	4
TOTAL		95

Q8 My child's demonstrating growth in numeracy.

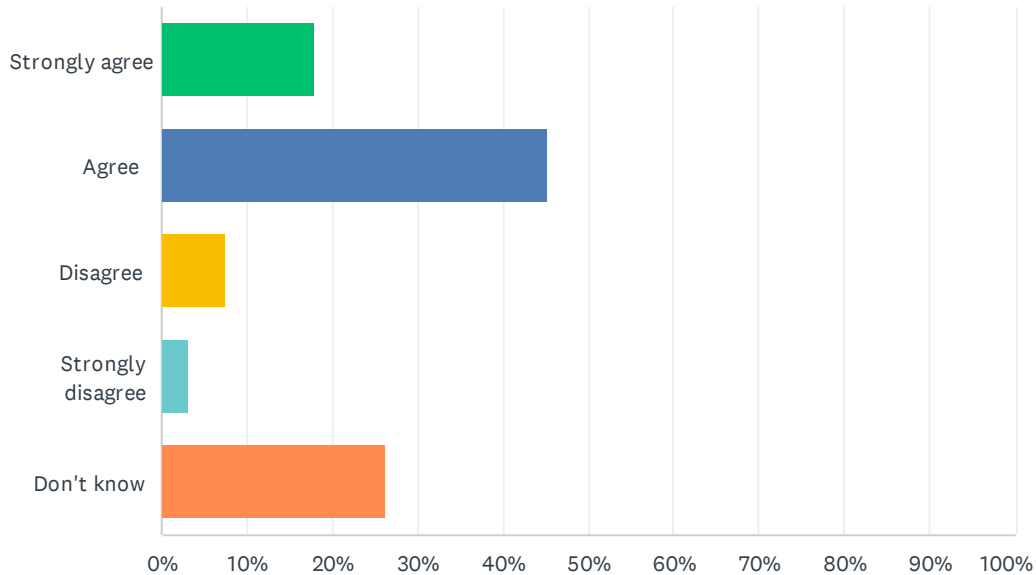
Answered: 96 Skipped: 15



ANSWER CHOICES	RESPONSES	
Strongly agree	34.38%	33
Agree	53.13%	51
Disagree	6.25%	6
Strongly disagree	2.08%	2
Don't know	4.17%	4
TOTAL		96

Q9 My child has an understanding of First Nations, Métis and Inuit culture and history.

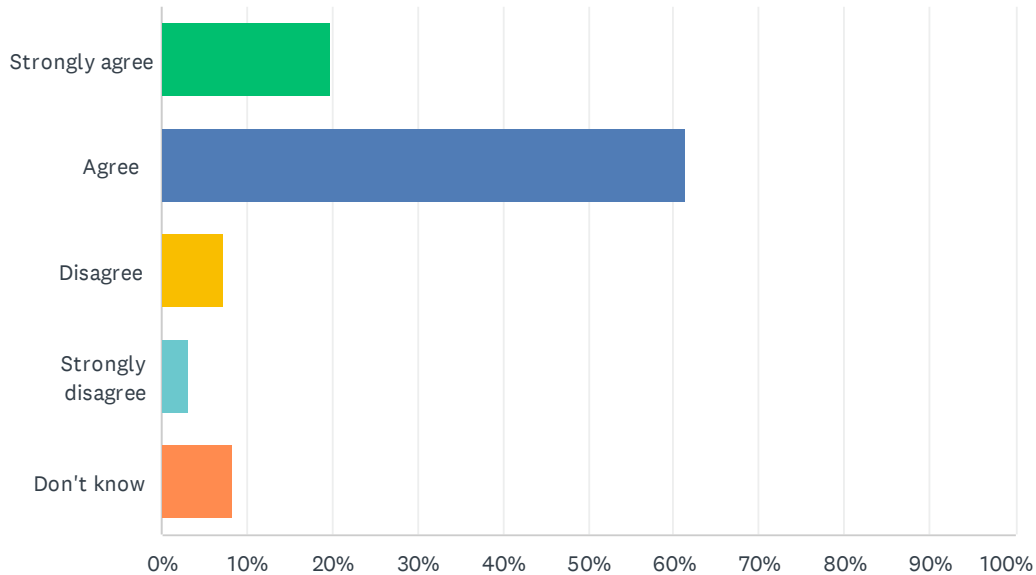
Answered: 95 Skipped: 16



ANSWER CHOICES	RESPONSES	
Strongly agree	17.89%	17
Agree	45.26%	43
Disagree	7.37%	7
Strongly disagree	3.16%	3
Don't know	26.32%	25
TOTAL		95

Q10 My child's learning the knowledge, skills and attitudes necessary to be successful in life.

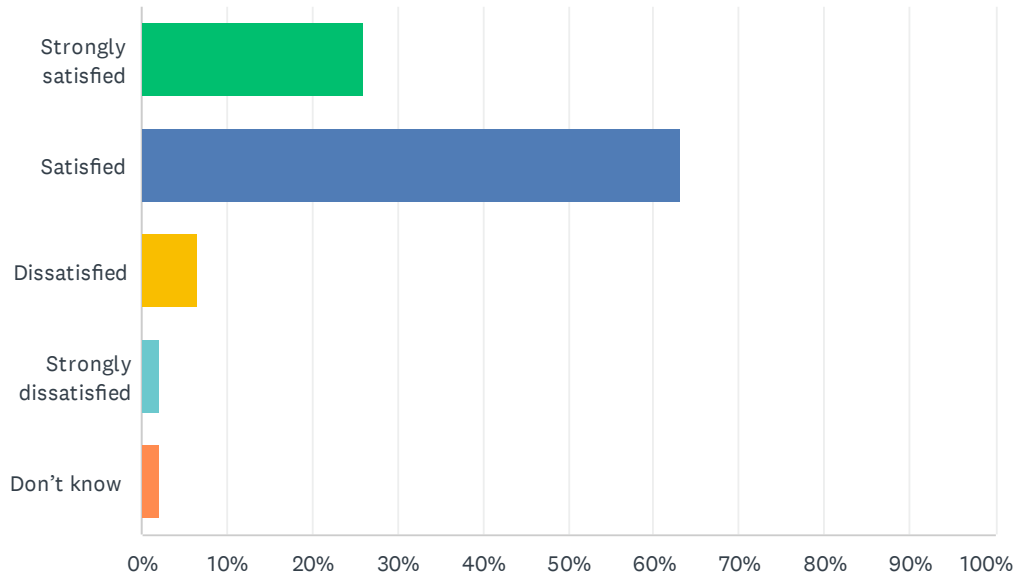
Answered: 96 Skipped: 15



ANSWER CHOICES	RESPONSES	
Strongly agree	19.79%	19
Agree	61.46%	59
Disagree	7.29%	7
Strongly disagree	3.13%	3
Don't know	8.33%	8
TOTAL		96

Q11 How satisfied are you with the quality of education your child's receiving at school?

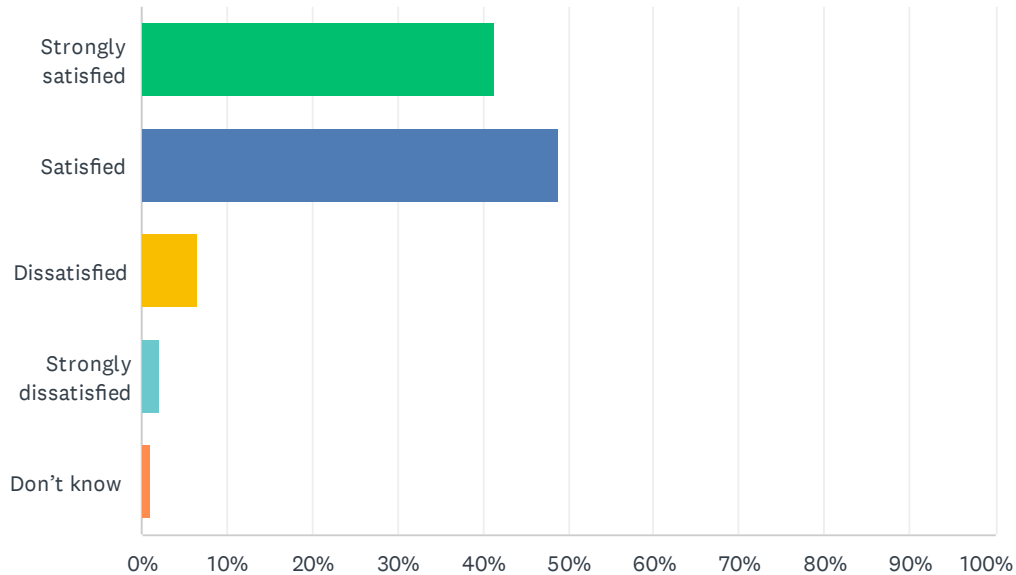
Answered: 92 Skipped: 19



ANSWER CHOICES	RESPONSES	
Strongly satisfied	26.09%	24
Satisfied	63.04%	58
Dissatisfied	6.52%	6
Strongly dissatisfied	2.17%	2
Don't know	2.17%	2
TOTAL		92

Q12 How satisfied are you with the quality of teaching at your child's school?

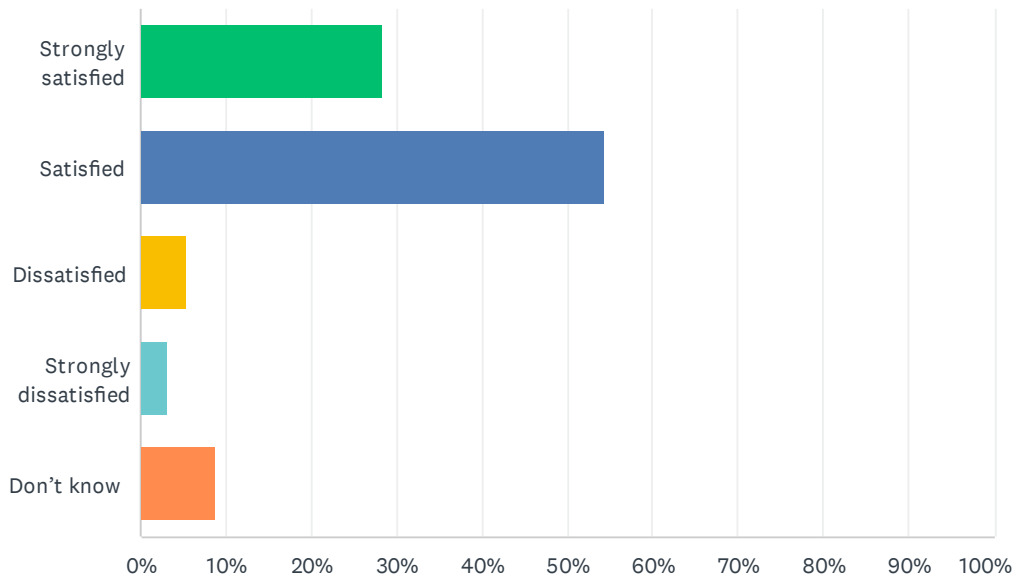
Answered: 92 Skipped: 19



ANSWER CHOICES	RESPONSES	
Strongly satisfied	41.30%	38
Satisfied	48.91%	45
Dissatisfied	6.52%	6
Strongly dissatisfied	2.17%	2
Don't know	1.09%	1
TOTAL		92

Q13 How satisfied are you with the leadership at your child's school?

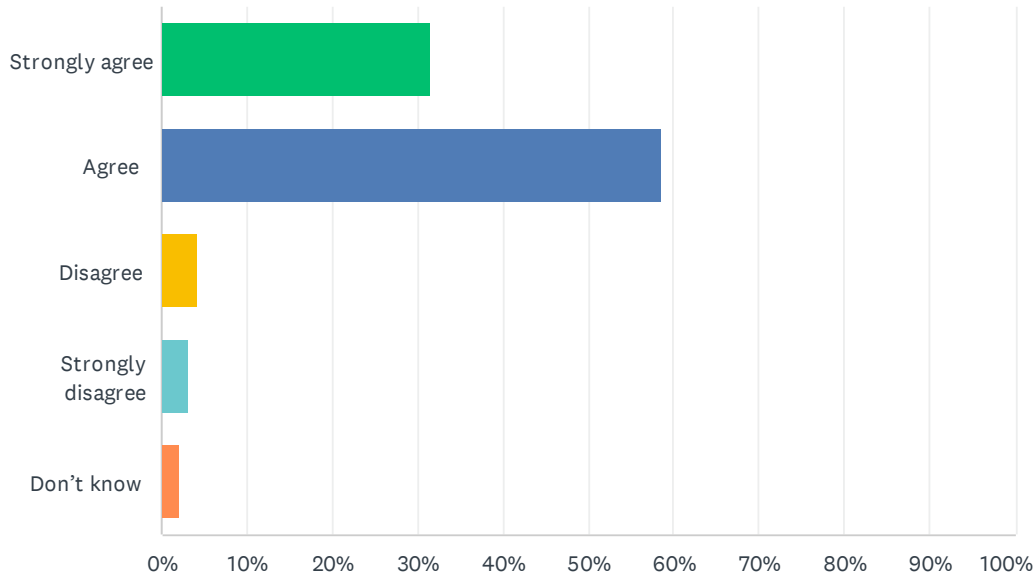
Answered: 92 Skipped: 19



ANSWER CHOICES	RESPONSES	
Strongly satisfied	28.26%	26
Satisfied	54.35%	50
Dissatisfied	5.43%	5
Strongly dissatisfied	3.26%	3
Don't know	8.70%	8
TOTAL		92

Q14 My child's school encourages my child to be a responsible, respectful and engaged citizen.

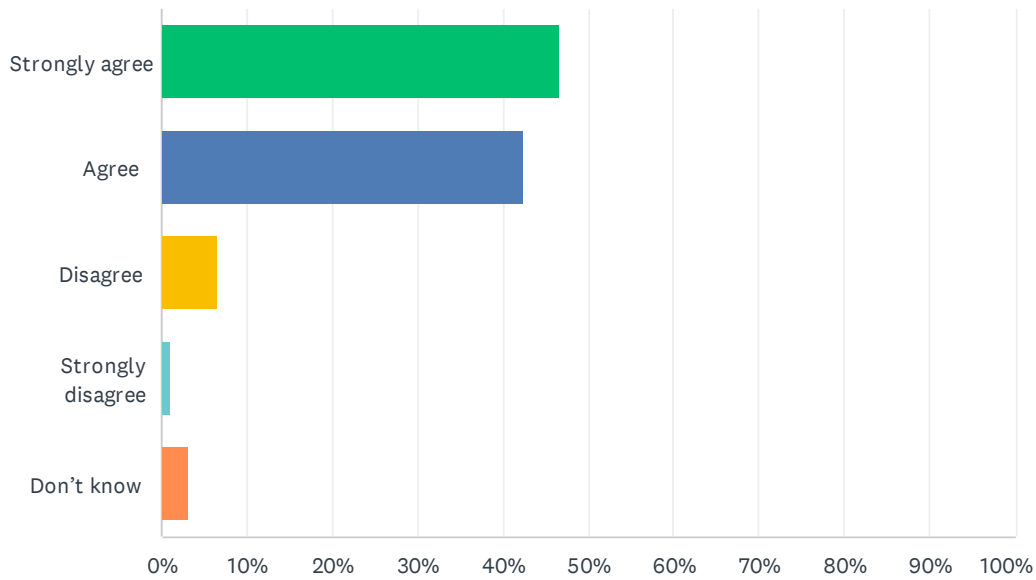
Answered: 92 Skipped: 19



ANSWER CHOICES	RESPONSES	
Strongly agree	31.52%	29
Agree	58.70%	54
Disagree	4.35%	4
Strongly disagree	3.26%	3
Don't know	2.17%	2
TOTAL		92

Q15 School staff care about my child.

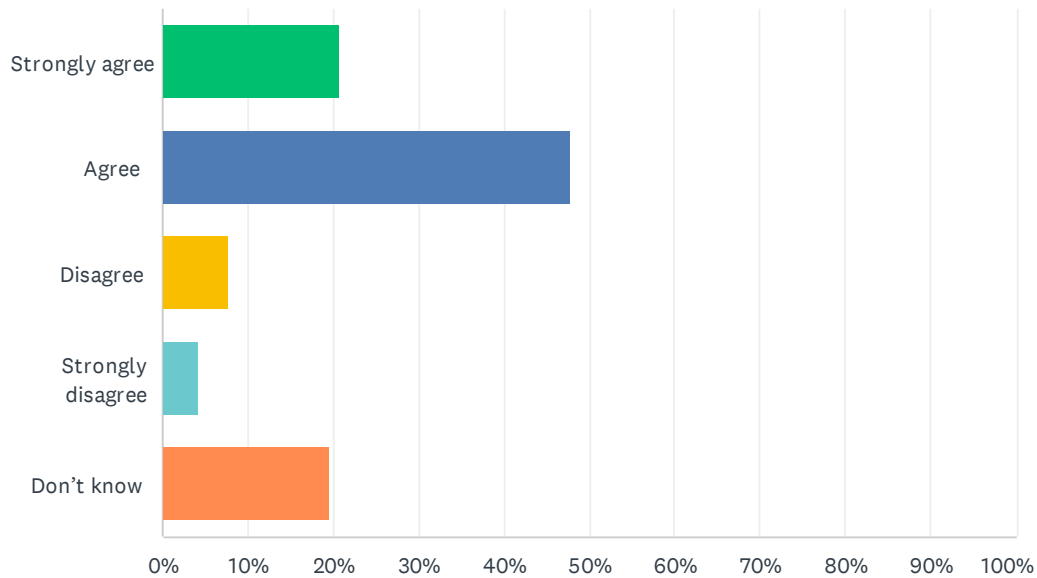
Answered: 92 Skipped: 19



ANSWER CHOICES	RESPONSES	
Strongly agree	46.74%	43
Agree	42.39%	39
Disagree	6.52%	6
Strongly disagree	1.09%	1
Don't know	3.26%	3
TOTAL		92

Q16 My child's school handles discipline fairly and reasonably.

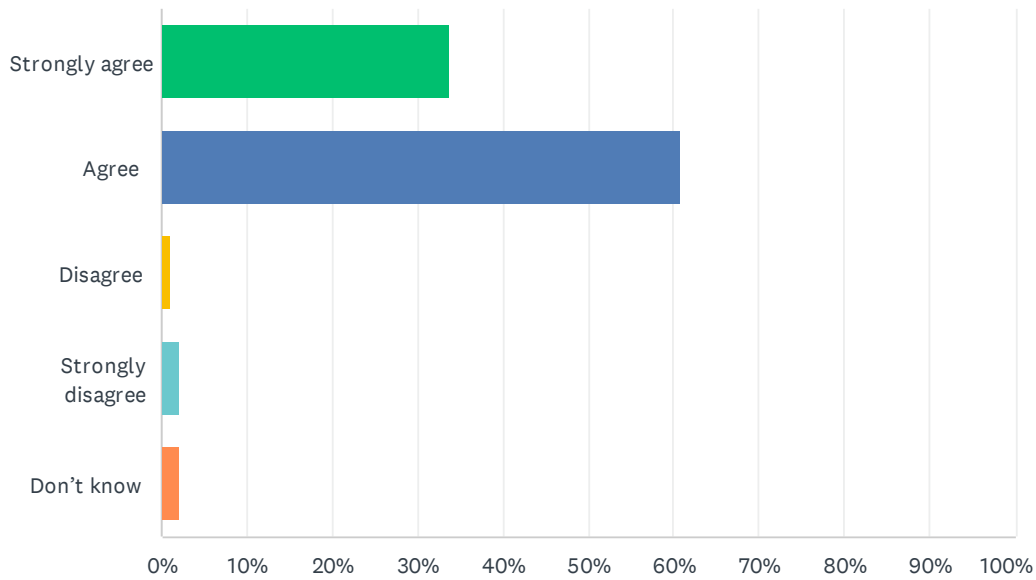
Answered: 92 Skipped: 19



ANSWER CHOICES	RESPONSES	
Strongly agree	20.65%	19
Agree	47.83%	44
Disagree	7.61%	7
Strongly disagree	4.35%	4
Don't know	19.57%	18
TOTAL		92

Q17 My child's school is safe.

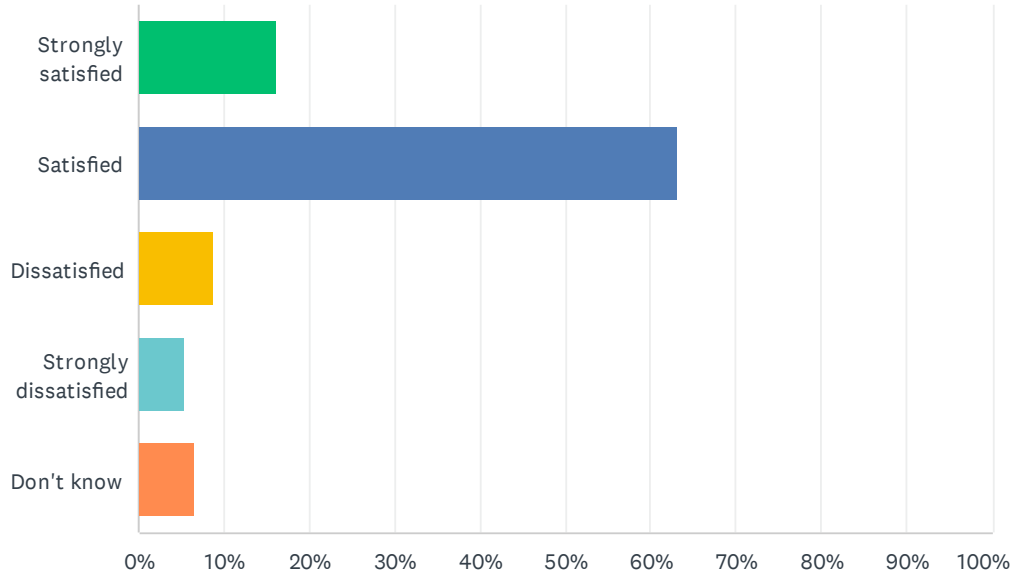
Answered: 92 Skipped: 19



ANSWER CHOICES	RESPONSES	
Strongly agree	33.70%	31
Agree	60.87%	56
Disagree	1.09%	1
Strongly disagree	2.17%	2
Don't know	2.17%	2
TOTAL		92

Q18 How satisfied are you with the resources available to support your child's learning?

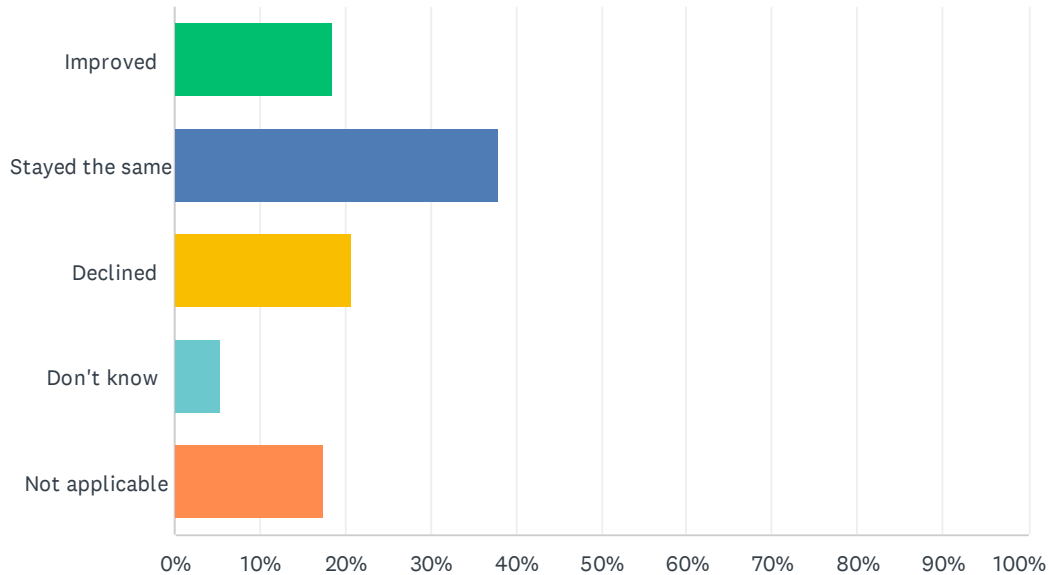
Answered: 92 Skipped: 19



ANSWER CHOICES	RESPONSES	
Strongly satisfied	16.30%	15
Satisfied	63.04%	58
Dissatisfied	8.70%	8
Strongly dissatisfied	5.43%	5
Don't know	6.52%	6
TOTAL		92

Q19 In your opinion, has the quality of education your child experienced improved, stayed the same or declined in the past three years?

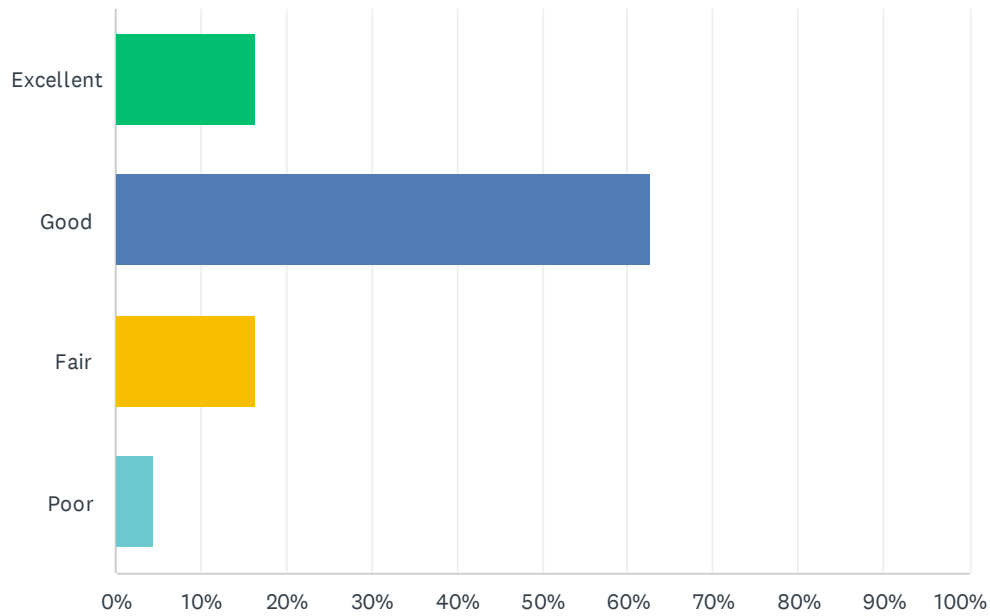
Answered: 92 Skipped: 19



ANSWER CHOICES	RESPONSES	
Improved	18.48%	17
Stayed the same	38.04%	35
Declined	20.65%	19
Don't know	5.43%	5
Not applicable	17.39%	16
TOTAL		92

Q20 How do you rate the physical condition of your child's school?

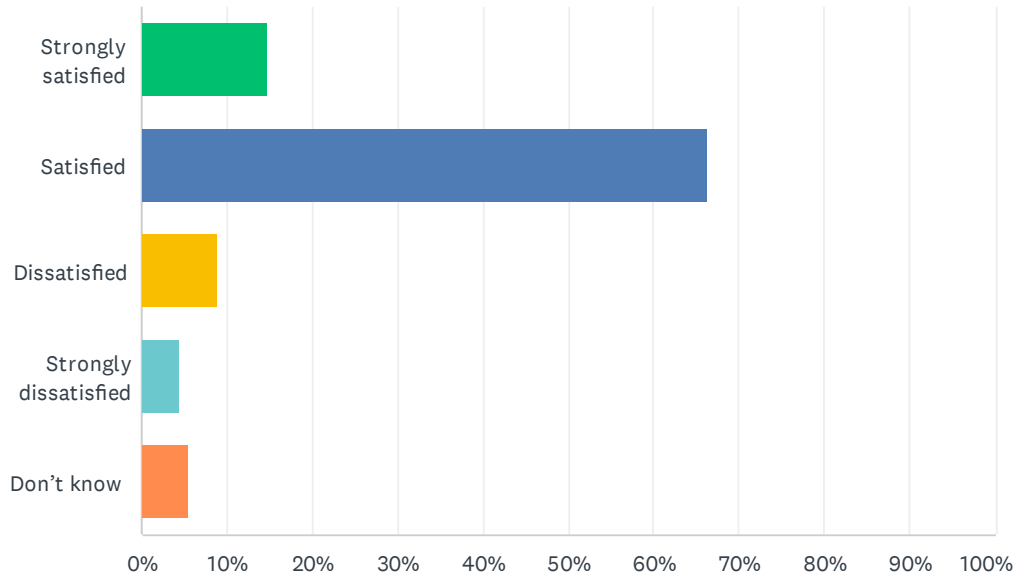
Answered: 91 Skipped: 20



ANSWER CHOICES	RESPONSES	
Excellent	16.48%	15
Good	62.64%	57
Fair	16.48%	15
Poor	4.40%	4
TOTAL		91

Q21 How satisfied are you with the opportunities provided to be involved in your child's education?

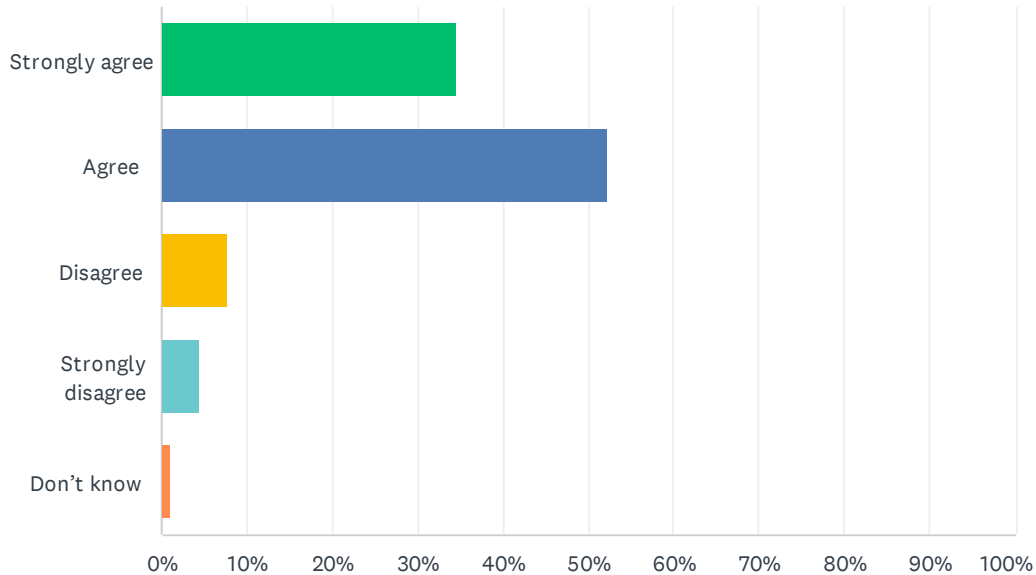
Answered: 89 Skipped: 22



ANSWER CHOICES	RESPONSES	
Strongly satisfied	14.61%	13
Satisfied	66.29%	59
Dissatisfied	8.99%	8
Strongly dissatisfied	4.49%	4
Don't know	5.62%	5
TOTAL		89

Q22 The school keeps me informed about my child's progress and achievement.

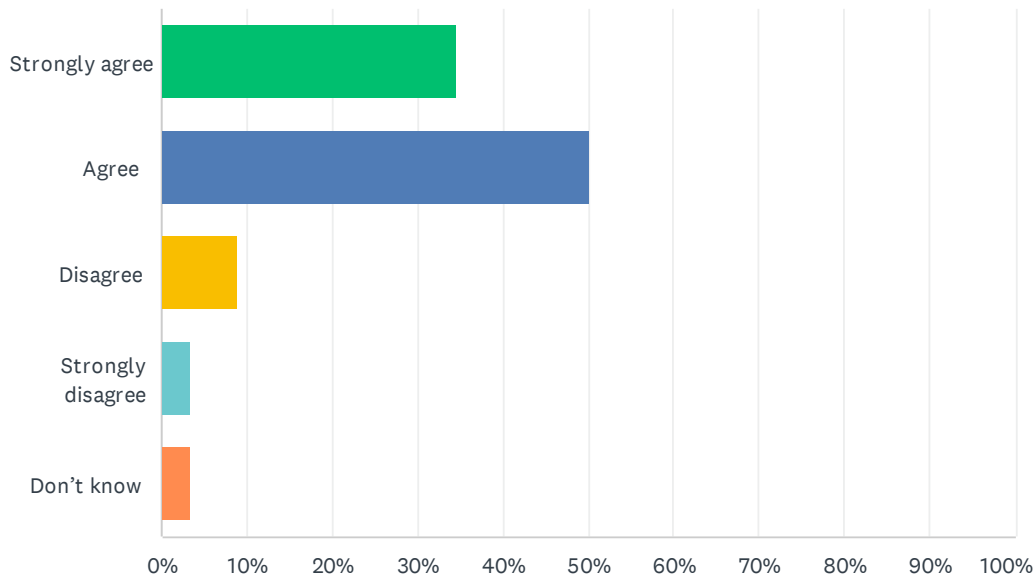
Answered: 90 Skipped: 21



ANSWER CHOICES	RESPONSES	
Strongly agree	34.44%	31
Agree	52.22%	47
Disagree	7.78%	7
Strongly disagree	4.44%	4
Don't know	1.11%	1
TOTAL		90

Q23 There is open and honest communication within my child's school.

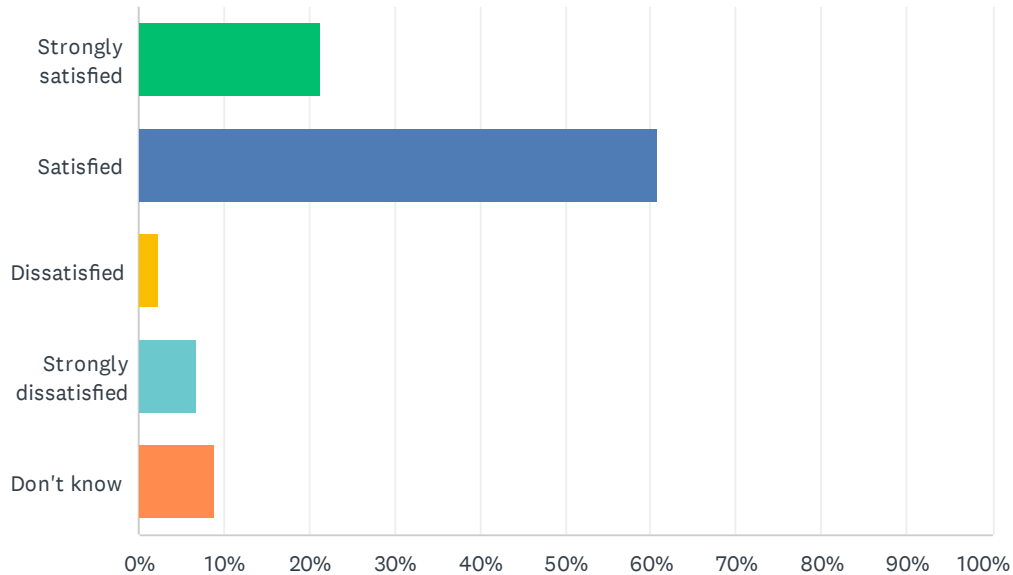
Answered: 90 Skipped: 21



ANSWER CHOICES	RESPONSES	
Strongly agree	34.44%	31
Agree	50.00%	45
Disagree	8.89%	8
Strongly disagree	3.33%	3
Don't know	3.33%	3
TOTAL		90

Q24 How satisfied are you with the Division's commitment to engaging families in matters that affect public education?

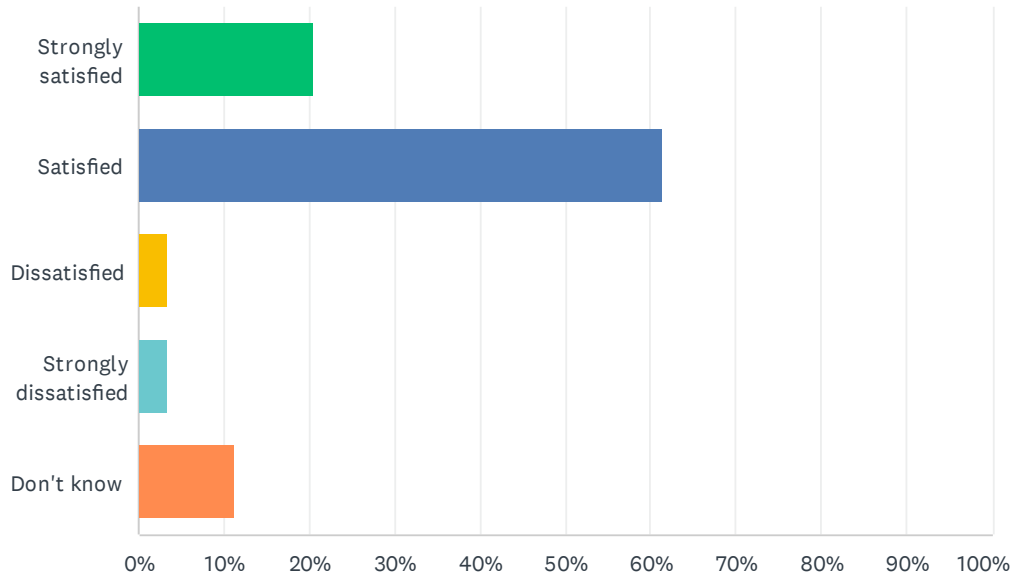
Answered: 89 Skipped: 22



ANSWER CHOICES	RESPONSES	
Strongly satisfied	21.35%	19
Satisfied	60.67%	54
Dissatisfied	2.25%	2
Strongly dissatisfied	6.74%	6
Don't know	8.99%	8
TOTAL		89

Q25 How satisfied are you with the Division's commitment to advocating for public education?

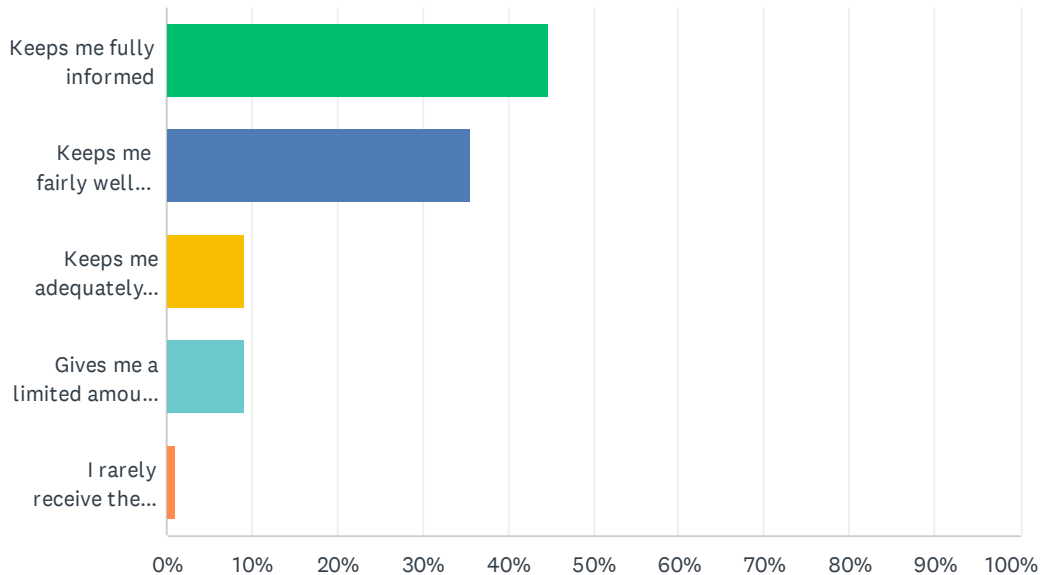
Answered: 88 Skipped: 23



ANSWER CHOICES	RESPONSES	
Strongly satisfied	20.45%	18
Satisfied	61.36%	54
Dissatisfied	3.41%	3
Strongly dissatisfied	3.41%	3
Don't know	11.36%	10
TOTAL		88

Q26 Elk Island Public Schools appreciates the opportunity to stay connected with parents about news, activities, programs and other matters of importance. What is your impression of the communication you receive from your child's school?

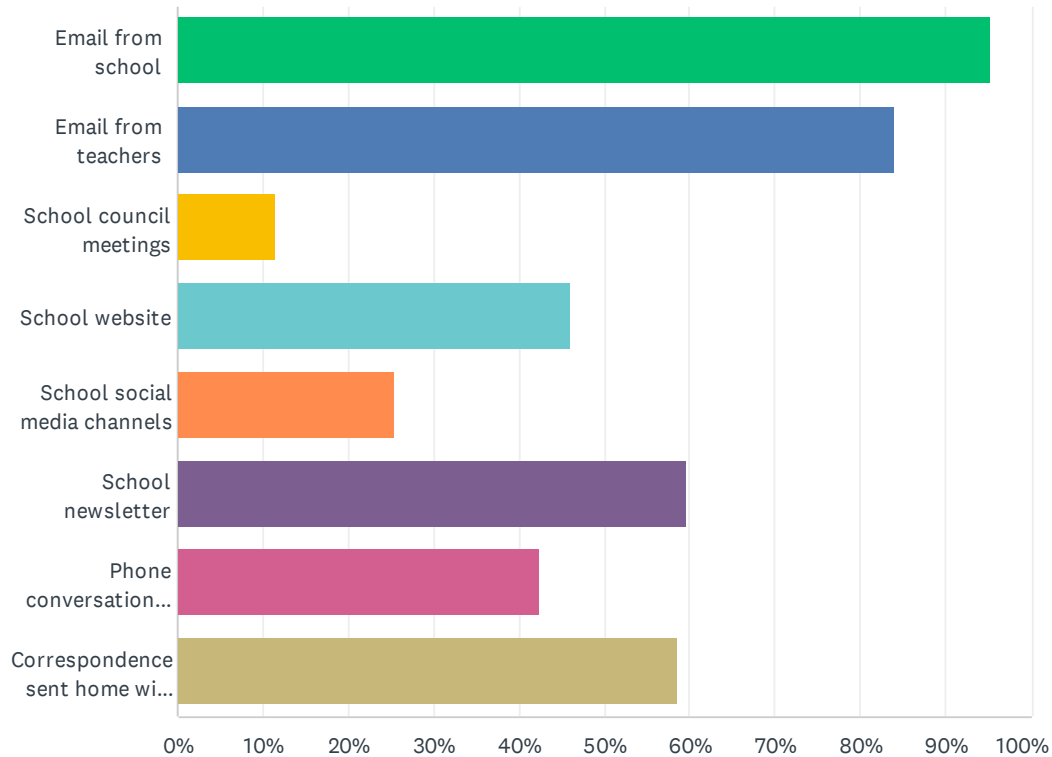
Answered: 87 Skipped: 24



ANSWER CHOICES	RESPONSES	
Keeps me fully informed	44.83%	39
Keeps me fairly well informed	35.63%	31
Keeps me adequately informed	9.20%	8
Gives me a limited amount of information	9.20%	8
I rarely receive the information I need	1.15%	1
TOTAL		87

Q27 Do you regularly make use of the following to keep up to date on school activities, programs, etc.? Check all that apply.

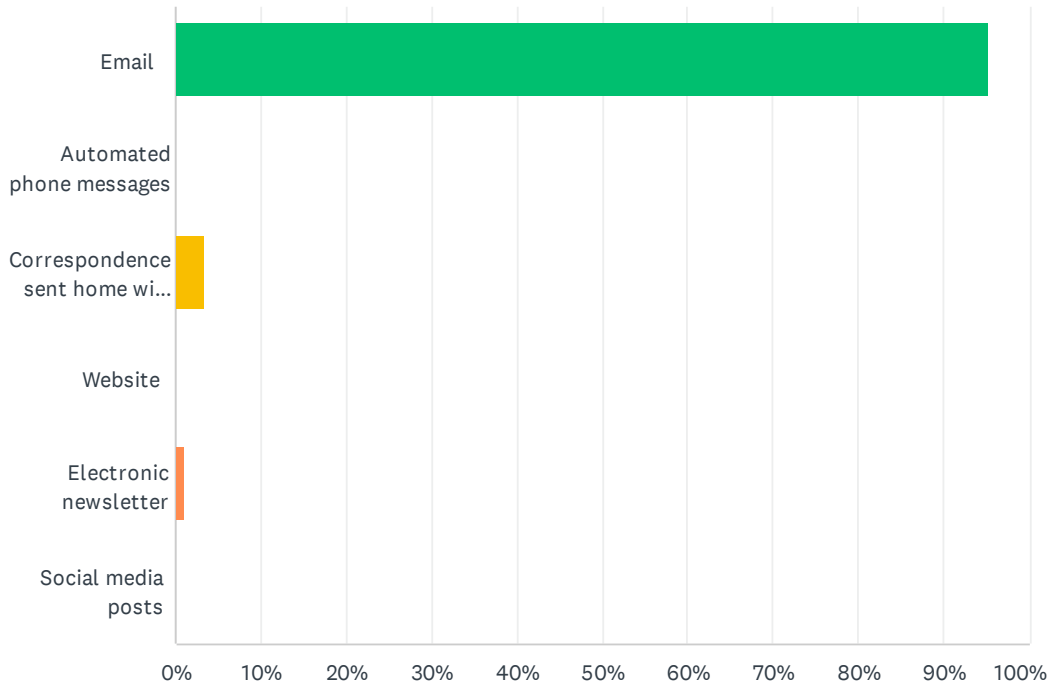
Answered: 87 Skipped: 24



ANSWER CHOICES	RESPONSES	
Email from school	95.40%	83
Email from teachers	83.91%	73
School council meetings	11.49%	10
School website	45.98%	40
School social media channels	25.29%	22
School newsletter	59.77%	52
Phone conversations with the school or teachers	42.53%	37
Correspondence sent home with my child	58.62%	51
Total Respondents: 87		

Q28 What is your most preferred method of communication from the school and Division?

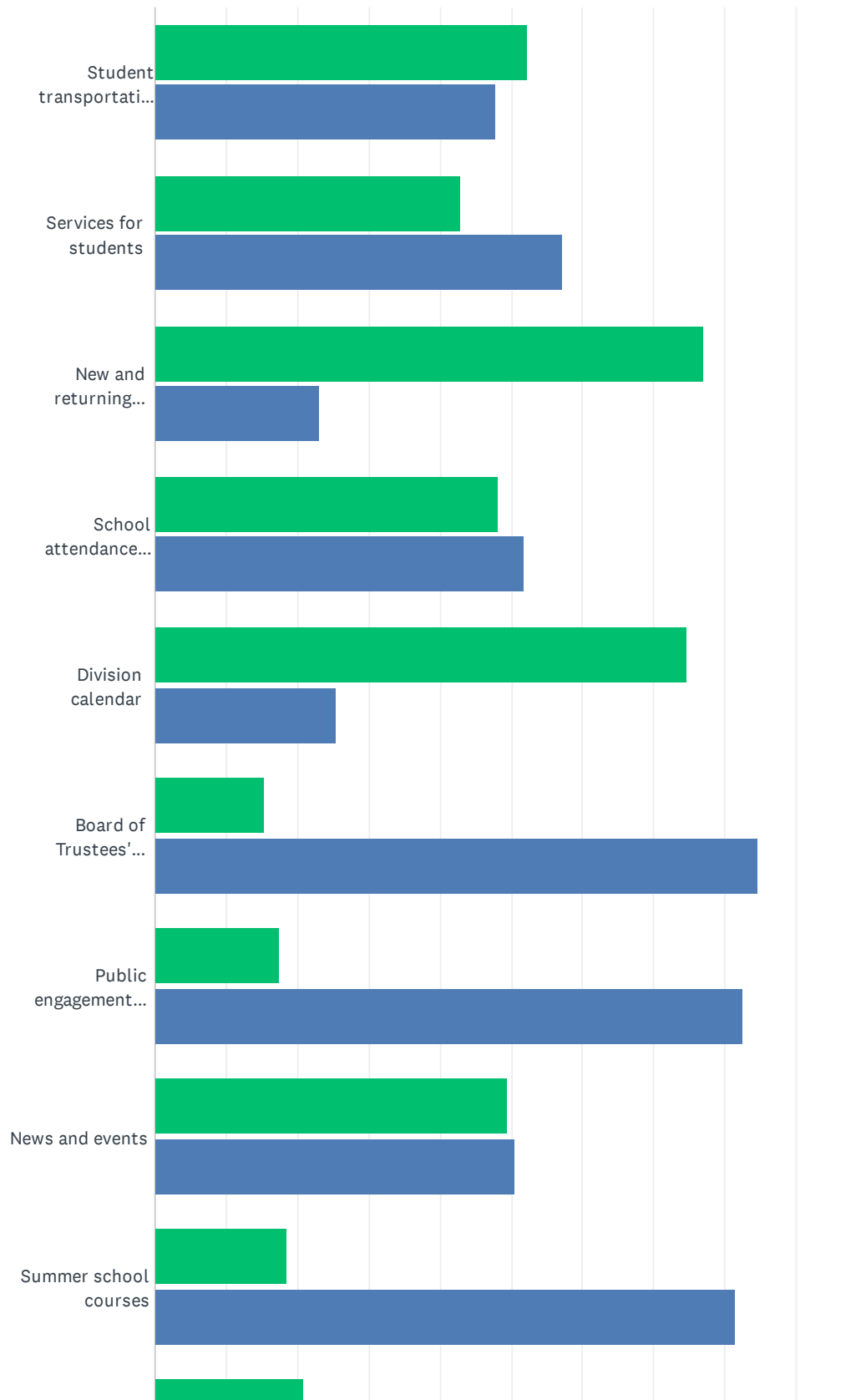
Answered: 87 Skipped: 24



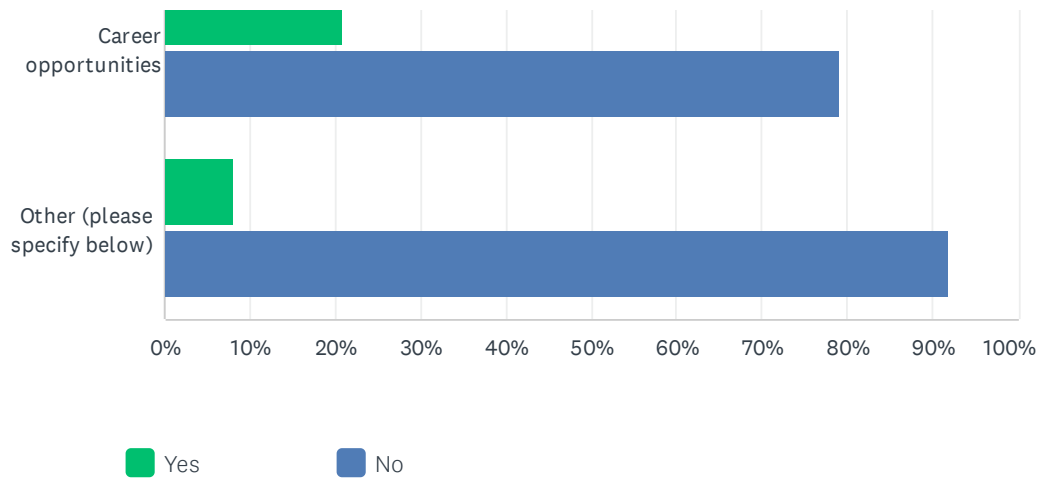
ANSWER CHOICES	RESPONSES	
Email	95.40%	83
Automated phone messages	0.00%	0
Correspondence sent home with my child	3.45%	3
Website	0.00%	0
Electronic newsletter	1.15%	1
Social media posts	0.00%	0
TOTAL		87

Q29 Do you visit the Division website (www.eips.ca) for information on:

Answered: 87 Skipped: 24



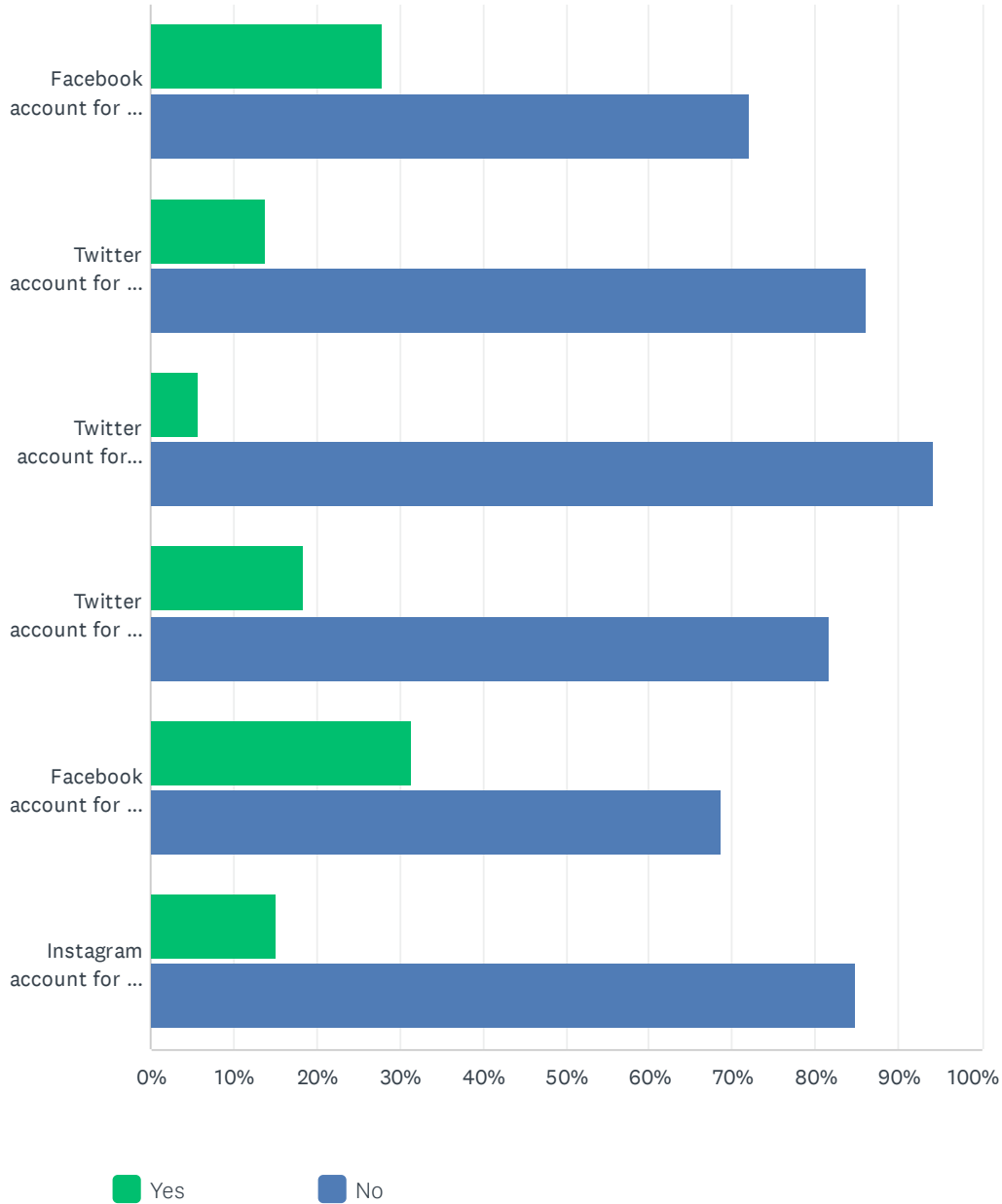
EIPS Parent Survey 2021-22



	YES	NO	TOTAL	WEIGHTED AVERAGE
Student transportation (busing)	52.33% 45	47.67% 41	86	1.52
Services for students	42.86% 36	57.14% 48	84	1.43
New and returning student registration	77.01% 67	22.99% 20	87	1.77
School attendance boundaries	48.24% 41	51.76% 44	85	1.48
Division calendar	74.71% 65	25.29% 22	87	1.75
Board of Trustees' meetings	15.29% 13	84.71% 72	85	1.15
Public engagement initiatives	17.44% 15	82.56% 71	86	1.17
News and events	49.43% 43	50.57% 44	87	1.49
Summer school courses	18.60% 16	81.40% 70	86	1.19
Career opportunities	20.93% 18	79.07% 68	86	1.21
Other (please specify below)	8.20% 5	91.80% 56	61	1.08

Q30 The Division and schools often share news and information on social media. Do you follow:

Answered: 87 Skipped: 24



EIPS Parent Survey 2021-22

	YES	NO	TOTAL	WEIGHTED AVERAGE
Facebook account for the Division (@ElkIslandPublicSchools)	27.91% 24	72.09% 62	86	1.28
Twitter account for the Division (@eips)	13.79% 12	86.21% 75	87	1.14
Twitter account for EIPS Student Transportation (@eipsST)	5.81% 5	94.19% 81	86	1.06
Twitter account for my child's school, if applicable	18.39% 16	81.61% 71	87	1.18
Facebook account for my child's school, if applicable	31.40% 27	68.60% 59	86	1.31
Instagram account for my child's school, if applicable	15.12% 13	84.88% 73	86	1.15