


Q1 What school does your child currently attend?

Answered: 59 Skipped: 0

A.L. Horton Elementary									
Andrew School									
Ardrossan Elementary									
Ardrossan Junior Senio...									
Bev Facey Community High									
Brentwood Elementary									
Bruderheim School									
Clover Bar Junior High									
Davidson Creek Elementary									
École Campbelltown									
École Parc Élémentaire									
F.R. Haythorne Junior High									
Fort Saskatchewan...									
Fort Saskatchewan...									
Fort Saskatchewan...									
Fultonvale Elementary...									
Glen Allan Elementary									
James Mowat Elementary									
Lakeland Ridge									

EIPS Parent Survey 2019-20



EIPS Parent Survey 2019-20

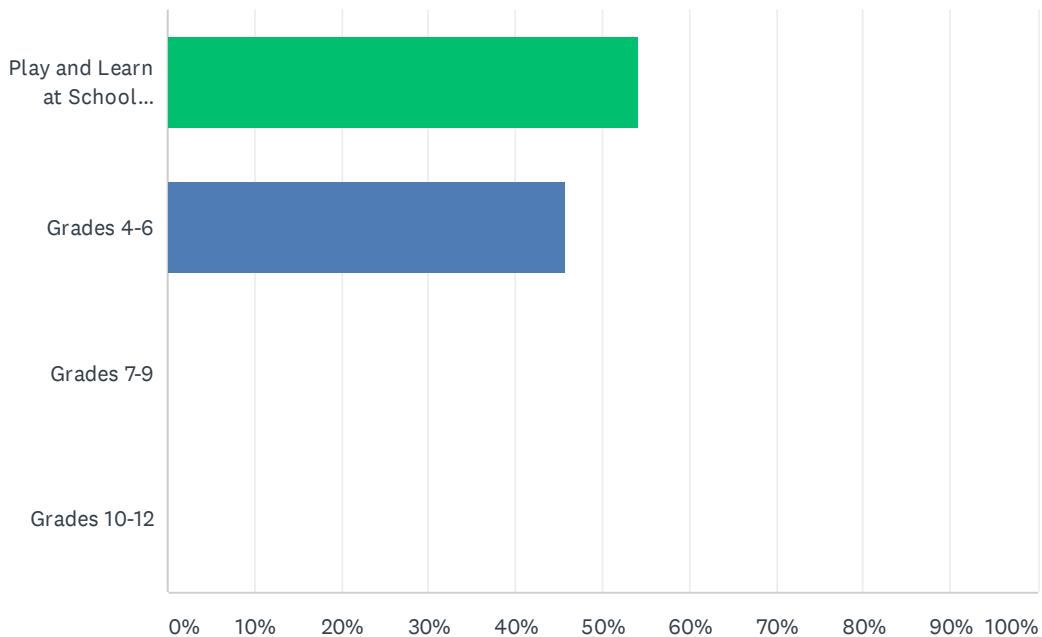
ANSWER CHOICES	RESPONSES	
A.L. Horton Elementary	0.00%	0
Andrew School	0.00%	0
Ardrossan Elementary	0.00%	0
Ardrossan Junior Senior High	0.00%	0
Bev Facey Community High	0.00%	0
Brentwood Elementary	0.00%	0
Bruderheim School	0.00%	0
Clover Bar Junior High	0.00%	0
Davidson Creek Elementary	0.00%	0
École Campbelltown	0.00%	0
École Parc Élémentaire	0.00%	0
F.R. Haythorne Junior High	0.00%	0
Fort Saskatchewan Christian	0.00%	0
Fort Saskatchewan Elementary	0.00%	0
Fort Saskatchewan Senior High	0.00%	0
Fultonvale Elementary Junior High	0.00%	0
Glen Allan Elementary	0.00%	0
James Mowat Elementary	0.00%	0
Lakeland Ridge	0.00%	0
Lamont Elementary	0.00%	0
Lamont High	0.00%	0
Mills Haven Elementary	100.00%	59
Mundare School	0.00%	0
Next Step/Outreach	0.00%	0
Pine Street Elementary	0.00%	0
Rudolph Hennig Junior High	0.00%	0
Salisbury Composite High	0.00%	0
Sherwood Heights Junior High	0.00%	0
SouthPointe School	0.00%	0
Strathcona Christian Academy Elementary	0.00%	0
Strathcona Christian Academy Secondary	0.00%	0
Uncas Elementary	0.00%	0
Vegreville Composite High	0.00%	0

EIPS Parent Survey 2019-20

Wes Hosford Elementary	0.00%	0
Westboro Elementary	0.00%	0
Win Ferguson Elementary	0.00%	0
Woodbridge Farms Elementary	0.00%	0
Wye Elementary	0.00%	0
TOTAL		59

Q2 What grade is your child currently in?

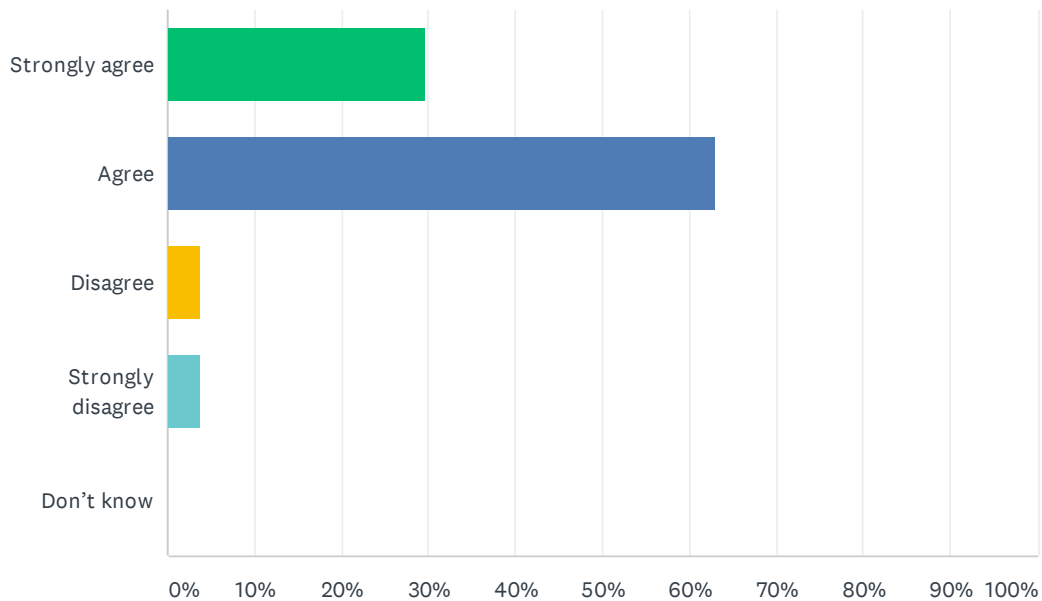
Answered: 59 Skipped: 0



ANSWER CHOICES	RESPONSES	
Play and Learn at School (PALS)KindergartenGrades 1-3	54.24%	32
Grades 4-6	45.76%	27
Grades 7-9	0.00%	0
Grades 10-12	0.00%	0
TOTAL		59

Q3 My child's individual needs are met.

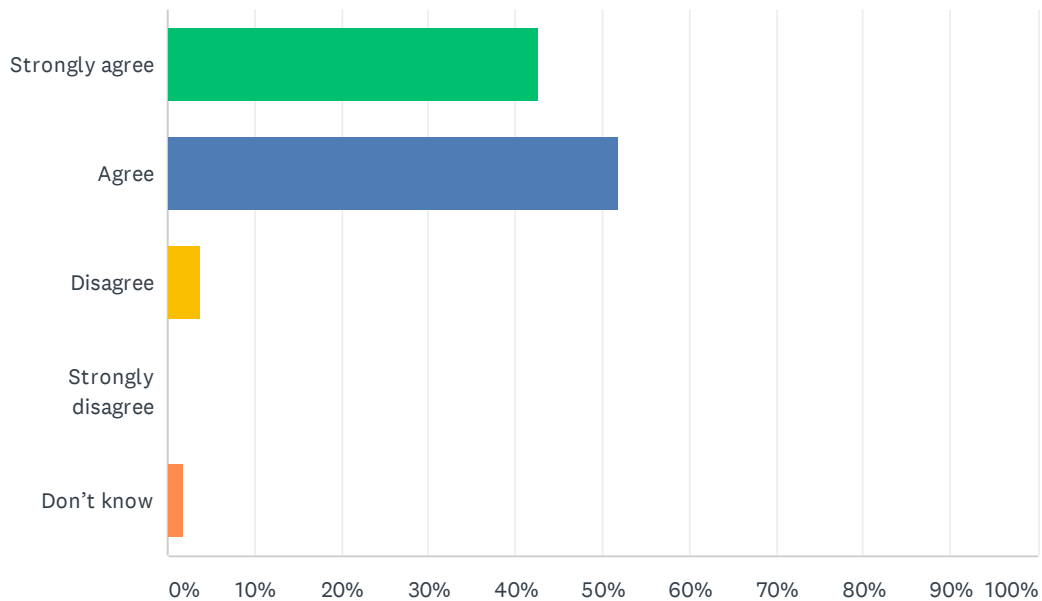
Answered: 54 Skipped: 5



ANSWER CHOICES	RESPONSES	
Strongly agree	29.63%	16
Agree	62.96%	34
Disagree	3.70%	2
Strongly disagree	3.70%	2
Don't know	0.00%	0
TOTAL		54

Q4 My child is encouraged at school to do his or her best.

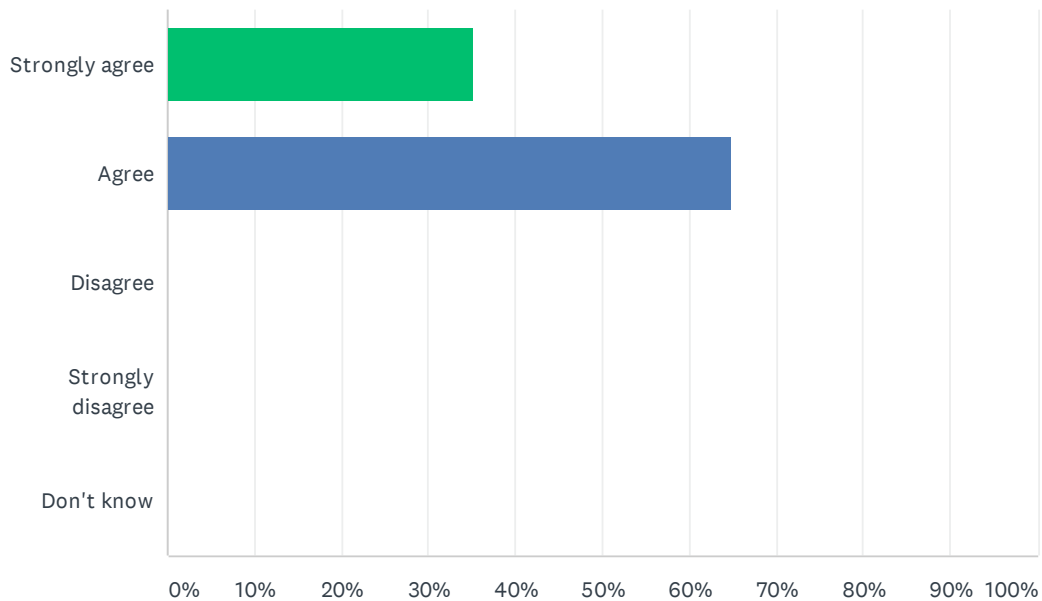
Answered: 54 Skipped: 5



ANSWER CHOICES	RESPONSES	
Strongly agree	42.59%	23
Agree	51.85%	28
Disagree	3.70%	2
Strongly disagree	0.00%	0
Don't know	1.85%	1
TOTAL		54

Q5 My child is demonstrating growth in literacy.

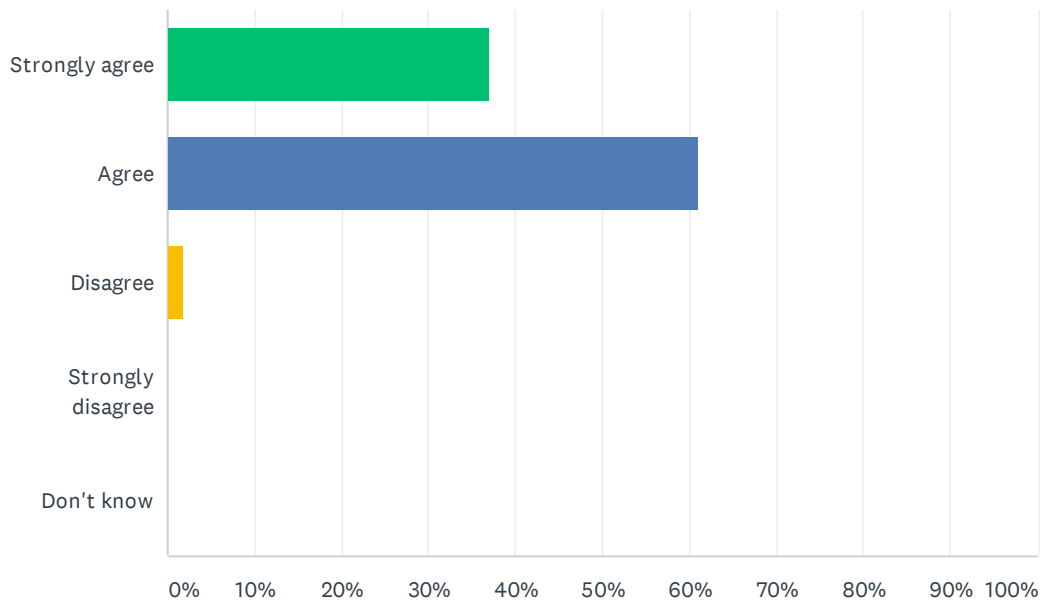
Answered: 54 Skipped: 5



ANSWER CHOICES	RESPONSES	
Strongly agree	35.19%	19
Agree	64.81%	35
Disagree	0.00%	0
Strongly disagree	0.00%	0
Don't know	0.00%	0
TOTAL		54

Q6 My child is demonstrating growth in numeracy.

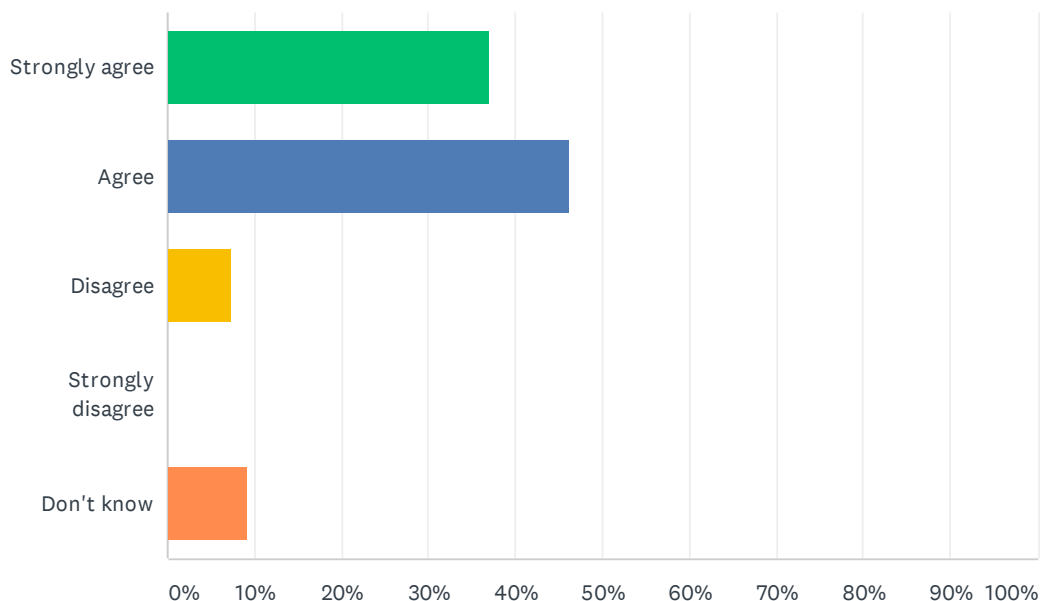
Answered: 54 Skipped: 5



ANSWER CHOICES	RESPONSES	
Strongly agree	37.04%	20
Agree	61.11%	33
Disagree	1.85%	1
Strongly disagree	0.00%	0
Don't know	0.00%	0
TOTAL		54

Q7 My child has an understanding of First Nations, Métis and Inuit culture and history.

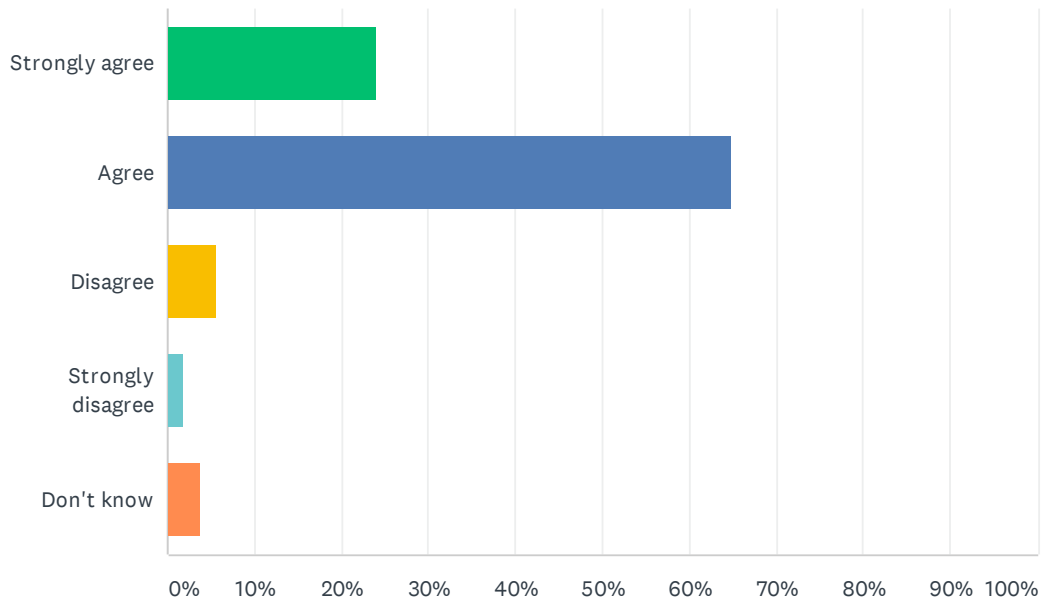
Answered: 54 Skipped: 5



ANSWER CHOICES	RESPONSES	
Strongly agree	37.04%	20
Agree	46.30%	25
Disagree	7.41%	4
Strongly disagree	0.00%	0
Don't know	9.26%	5
TOTAL		54

Q8 My child is being taught knowledge, skills and attitudes necessary to be successful in life.

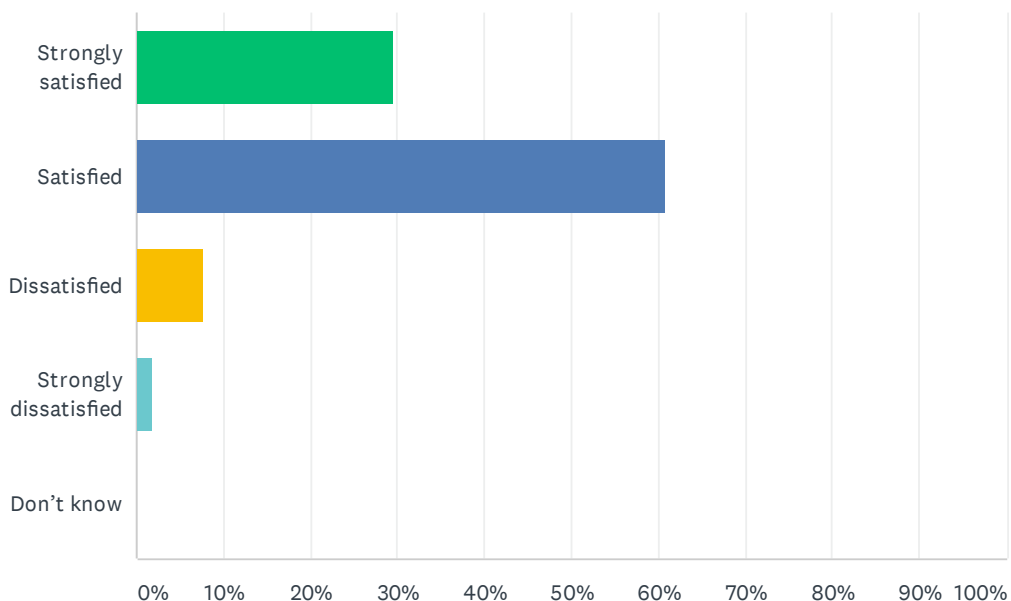
Answered: 54 Skipped: 5



ANSWER CHOICES	RESPONSES	
Strongly agree	24.07%	13
Agree	64.81%	35
Disagree	5.56%	3
Strongly disagree	1.85%	1
Don't know	3.70%	2
TOTAL		54

Q9 How satisfied are you with the quality of education your child is receiving at his or her school?

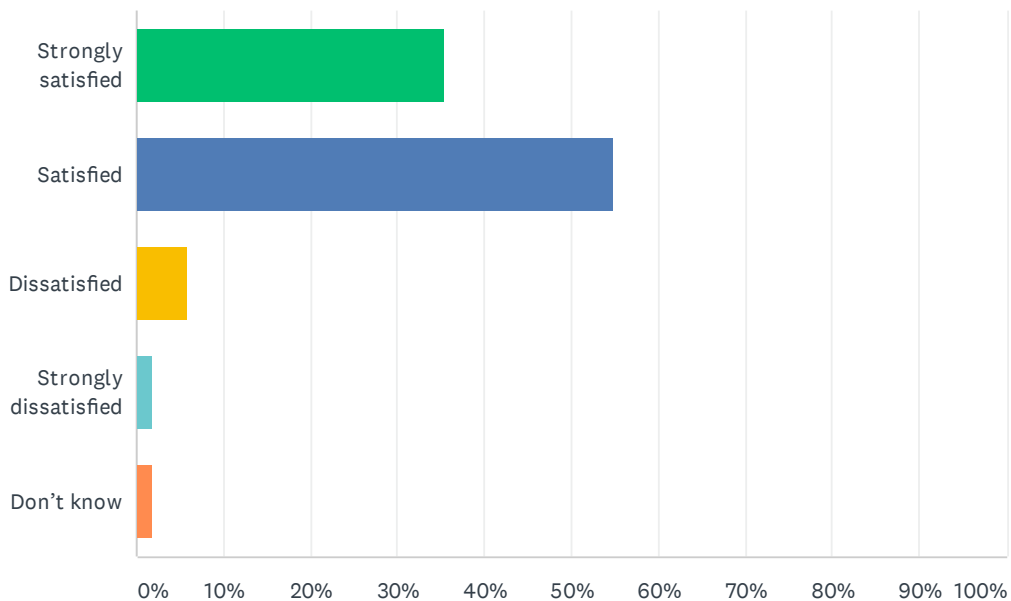
Answered: 51 Skipped: 8



ANSWER CHOICES	RESPONSES	
Strongly satisfied	29.41%	15
Satisfied	60.78%	31
Dissatisfied	7.84%	4
Strongly dissatisfied	1.96%	1
Don't know	0.00%	0
TOTAL		51

Q10 How satisfied are you with the quality of teaching at your child's school?

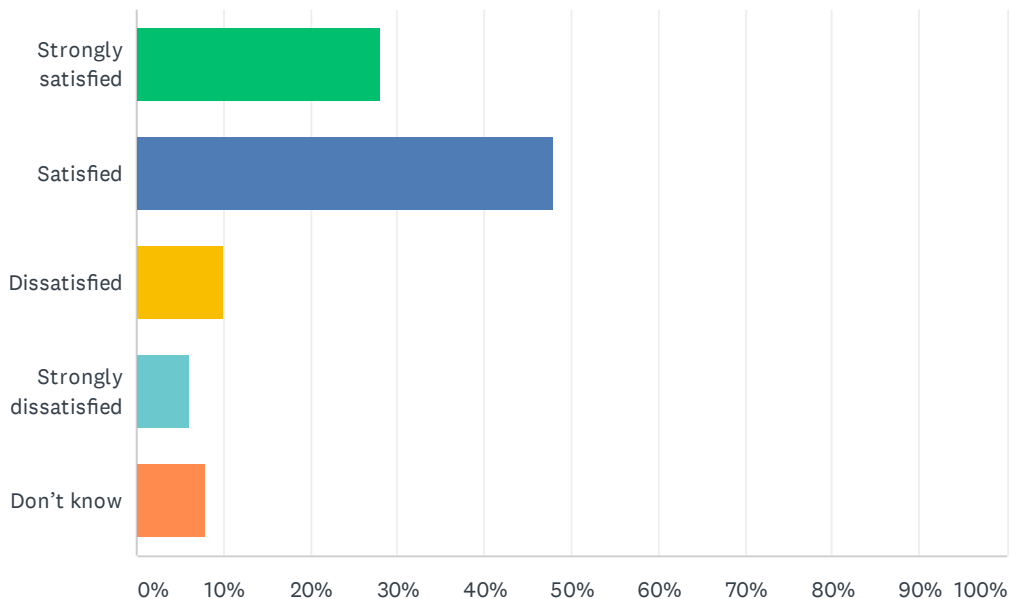
Answered: 51 Skipped: 8



ANSWER CHOICES	RESPONSES	
Strongly satisfied	35.29%	18
Satisfied	54.90%	28
Dissatisfied	5.88%	3
Strongly dissatisfied	1.96%	1
Don't know	1.96%	1
TOTAL		51

Q11 How satisfied are you with the leadership in your child's school?

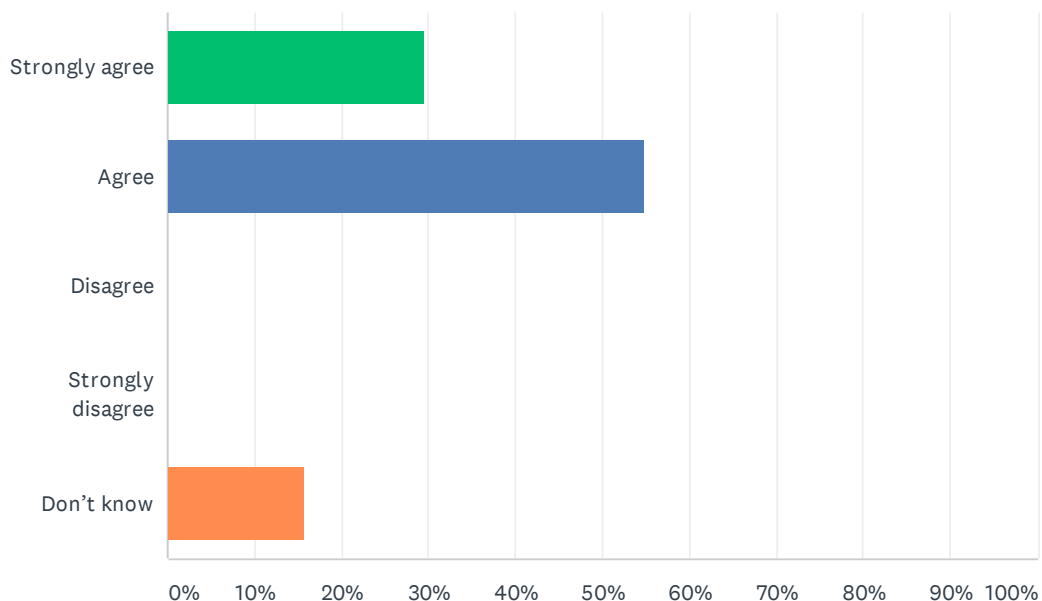
Answered: 50 Skipped: 9



ANSWER CHOICES	RESPONSES	
Strongly satisfied	28.00%	14
Satisfied	48.00%	24
Dissatisfied	10.00%	5
Strongly dissatisfied	6.00%	3
Don't know	8.00%	4
TOTAL		50

Q12 The rights and responsibilities of citizenship are reinforced in my child's school.

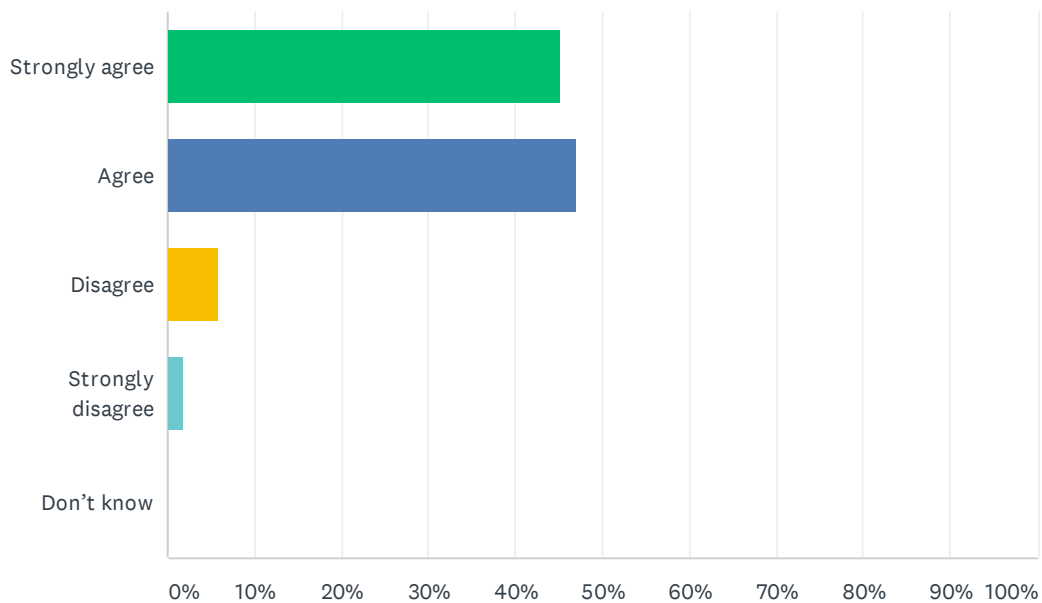
Answered: 51 Skipped: 8



ANSWER CHOICES	RESPONSES	
Strongly agree	29.41%	15
Agree	54.90%	28
Disagree	0.00%	0
Strongly disagree	0.00%	0
Don't know	15.69%	8
TOTAL		51

Q13 The school staff care about my child.

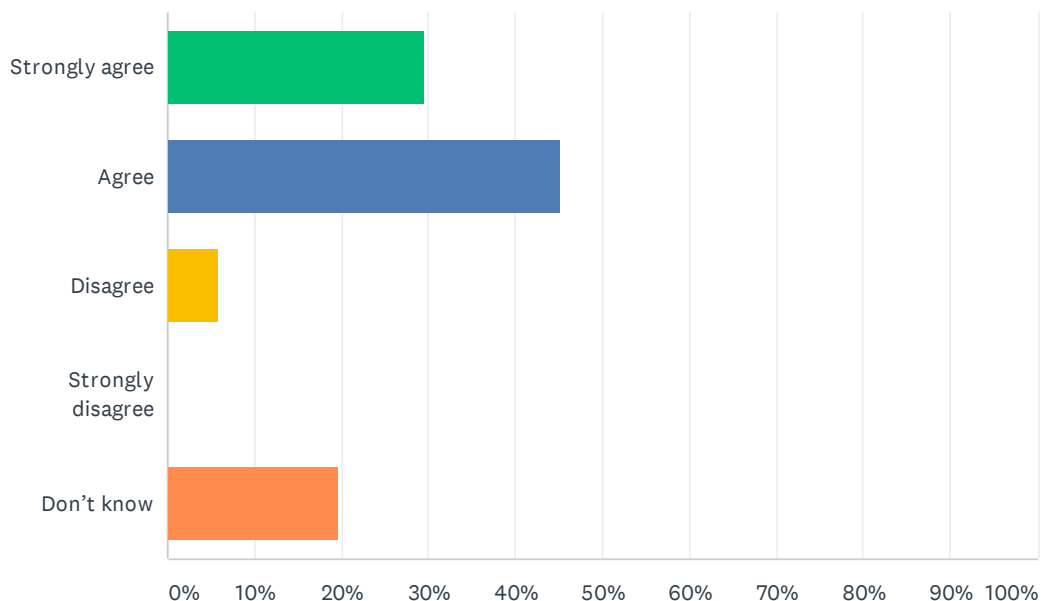
Answered: 51 Skipped: 8



ANSWER CHOICES	RESPONSES	
Strongly agree	45.10%	23
Agree	47.06%	24
Disagree	5.88%	3
Strongly disagree	1.96%	1
Don't know	0.00%	0
TOTAL		51

Q14 Discipline is handled in a fair and reasonable manner in my child's school.

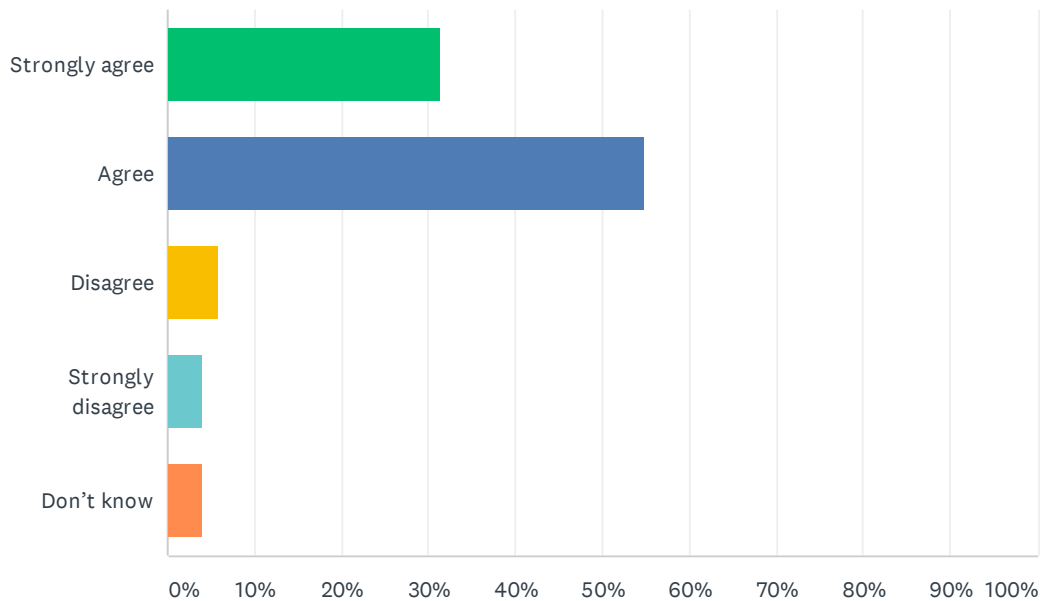
Answered: 51 Skipped: 8



ANSWER CHOICES	RESPONSES	
Strongly agree	29.41%	15
Agree	45.10%	23
Disagree	5.88%	3
Strongly disagree	0.00%	0
Don't know	19.61%	10
TOTAL		51

Q15 My child's school is safe.

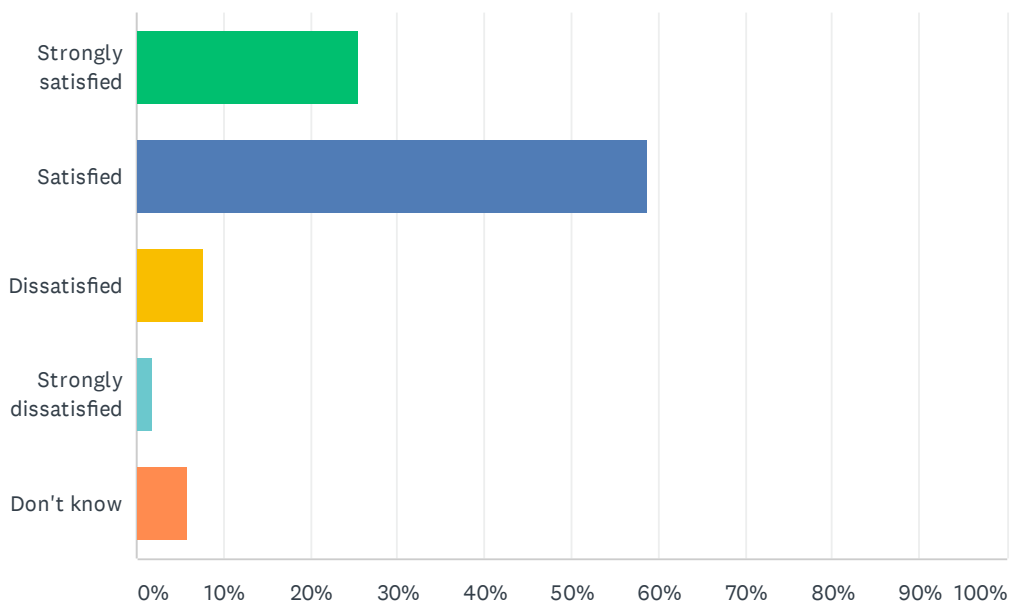
Answered: 51 Skipped: 8



ANSWER CHOICES	RESPONSES	
Strongly agree	31.37%	16
Agree	54.90%	28
Disagree	5.88%	3
Strongly disagree	3.92%	2
Don't know	3.92%	2
TOTAL		51

Q16 How satisfied are you with the resources available to support your child's learning?

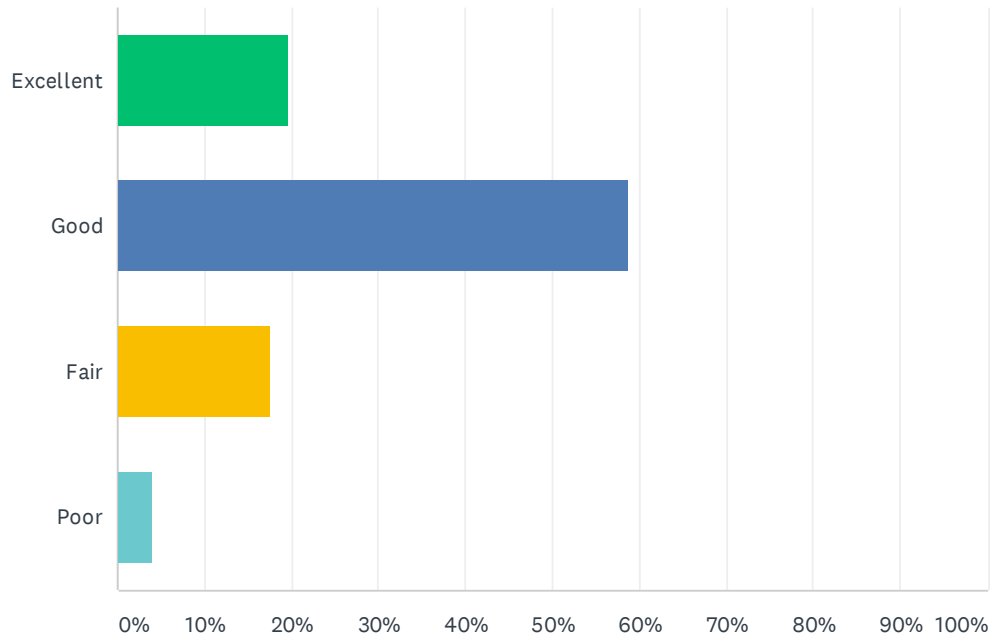
Answered: 51 Skipped: 8



ANSWER CHOICES	RESPONSES	
Strongly satisfied	25.49%	13
Satisfied	58.82%	30
Dissatisfied	7.84%	4
Strongly dissatisfied	1.96%	1
Don't know	5.88%	3
TOTAL		51

Q17 How would you rate the physical condition of your child's school?

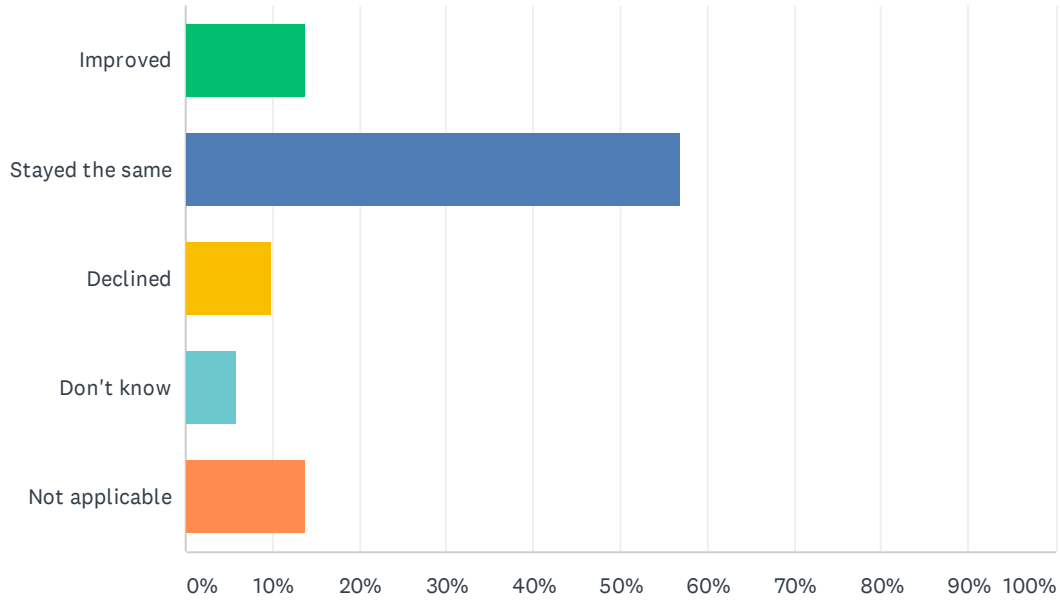
Answered: 51 Skipped: 8



ANSWER CHOICES	RESPONSES	
Excellent	19.61%	10
Good	58.82%	30
Fair	17.65%	9
Poor	3.92%	2
TOTAL		51

Q18 In your opinion, has the quality of education your child has experienced at school improved, stayed the same or declined in the past three years?

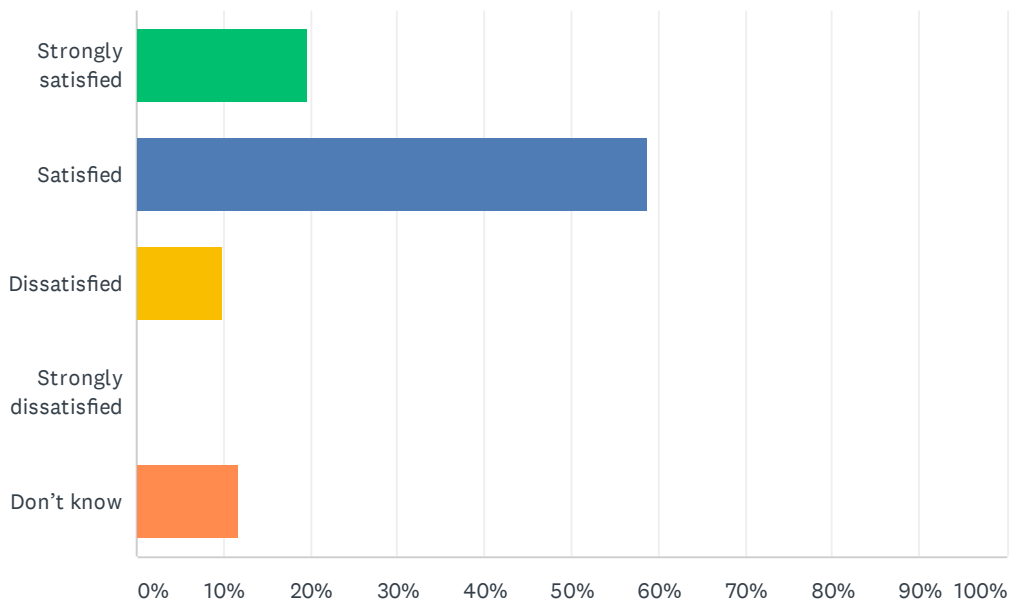
Answered: 51 Skipped: 8



ANSWER CHOICES	RESPONSES	
Improved	13.73%	7
Stayed the same	56.86%	29
Declined	9.80%	5
Don't know	5.88%	3
Not applicable	13.73%	7
TOTAL		51

Q19 How satisfied are you with the opportunity to be involved in decisions at your child's school?

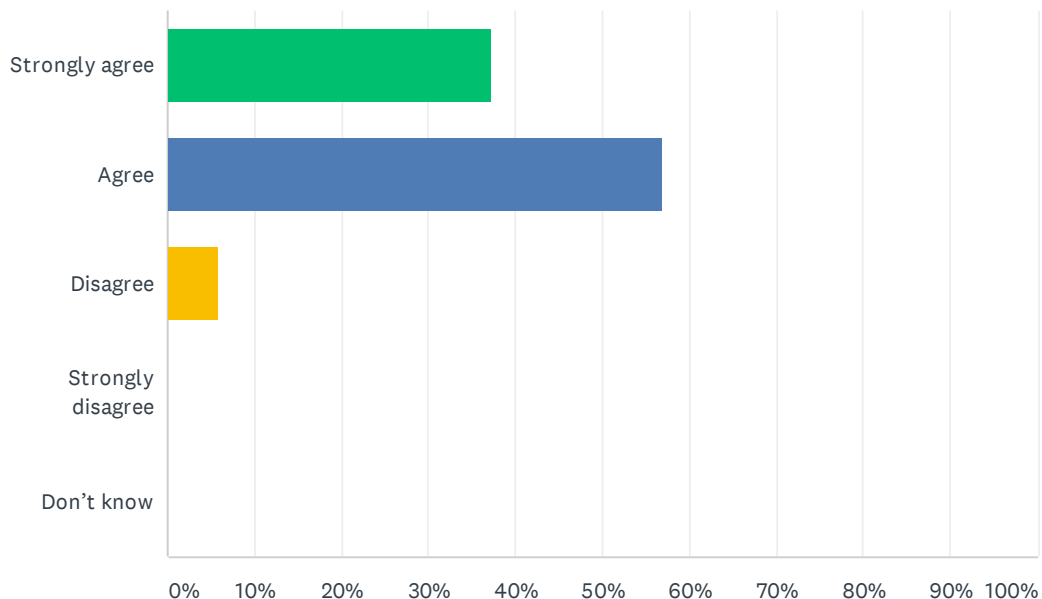
Answered: 51 Skipped: 8



ANSWER CHOICES	RESPONSES	
Strongly satisfied	19.61%	10
Satisfied	58.82%	30
Dissatisfied	9.80%	5
Strongly dissatisfied	0.00%	0
Don't know	11.76%	6
TOTAL		51

Q20 The school keeps me informed about my child's progress and achievement.

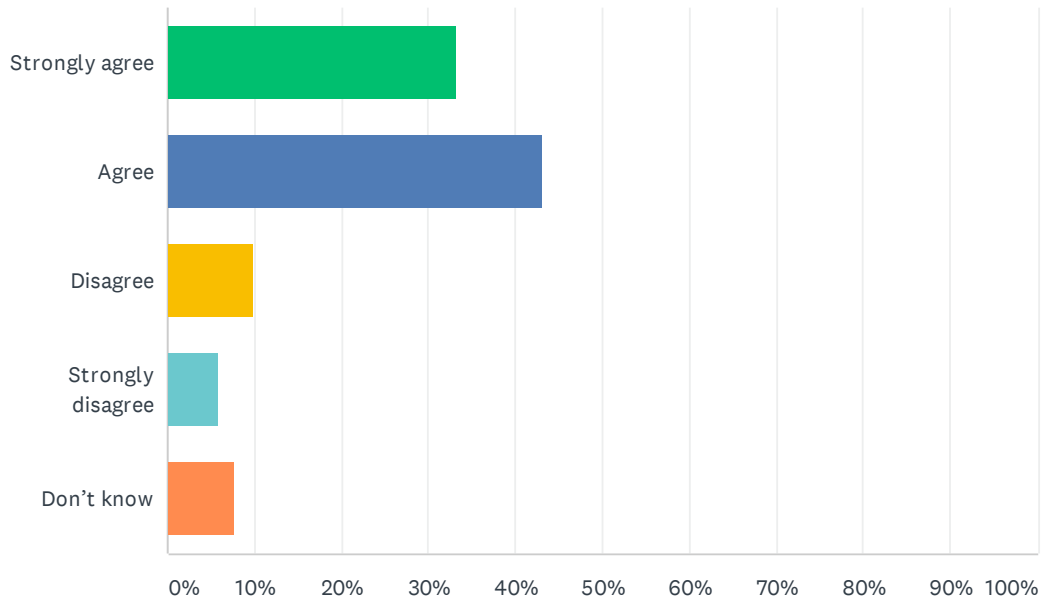
Answered: 51 Skipped: 8



ANSWER CHOICES	RESPONSES	
Strongly agree	37.25%	19
Agree	56.86%	29
Disagree	5.88%	3
Strongly disagree	0.00%	0
Don't know	0.00%	0
TOTAL		51

Q21 There is open and honest communication within my child's school.

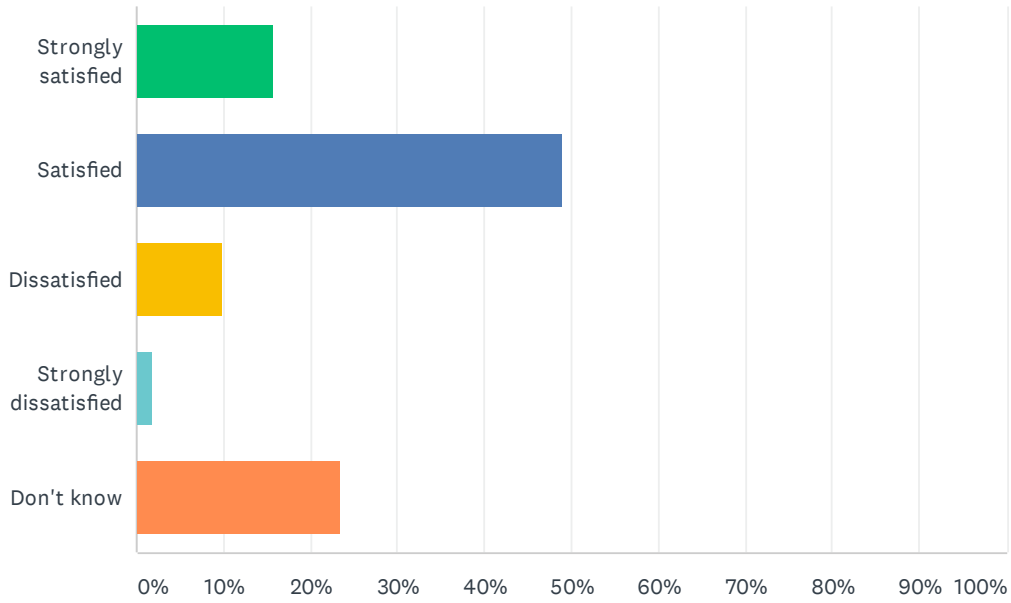
Answered: 51 Skipped: 8



ANSWER CHOICES	RESPONSES	
Strongly agree	33.33%	17
Agree	43.14%	22
Disagree	9.80%	5
Strongly disagree	5.88%	3
Don't know	7.84%	4
TOTAL		51

Q22 How satisfied are you with the community partnerships that may be established at your school? For example: Saffron, KEYS program, Green Certificate, lunch programs, after-school programs, RAP, Tools for School, Scratch Day, Entrepreneurial Adventure, scholarships/grants, etc.

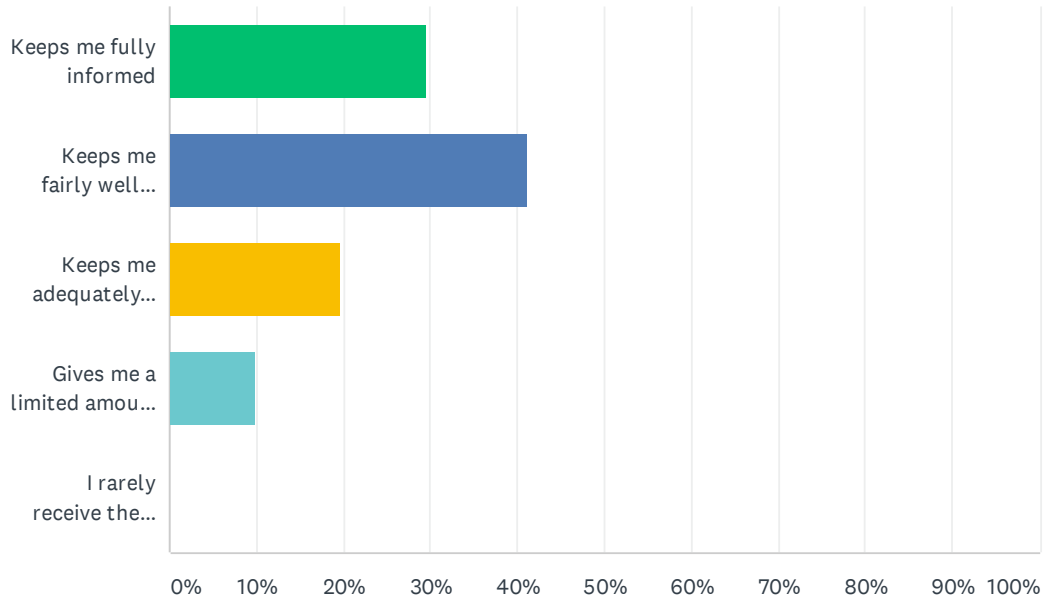
Answered: 51 Skipped: 8



ANSWER CHOICES	RESPONSES	
Strongly satisfied	15.69%	8
Satisfied	49.02%	25
Dissatisfied	9.80%	5
Strongly dissatisfied	1.96%	1
Don't know	23.53%	12
TOTAL		51

Q23 Elk Island Public Schools appreciates the opportunity to stay connected with parents about news, activities, programs and other matters of importance. What is your impression of the communication you receive from your child's school?

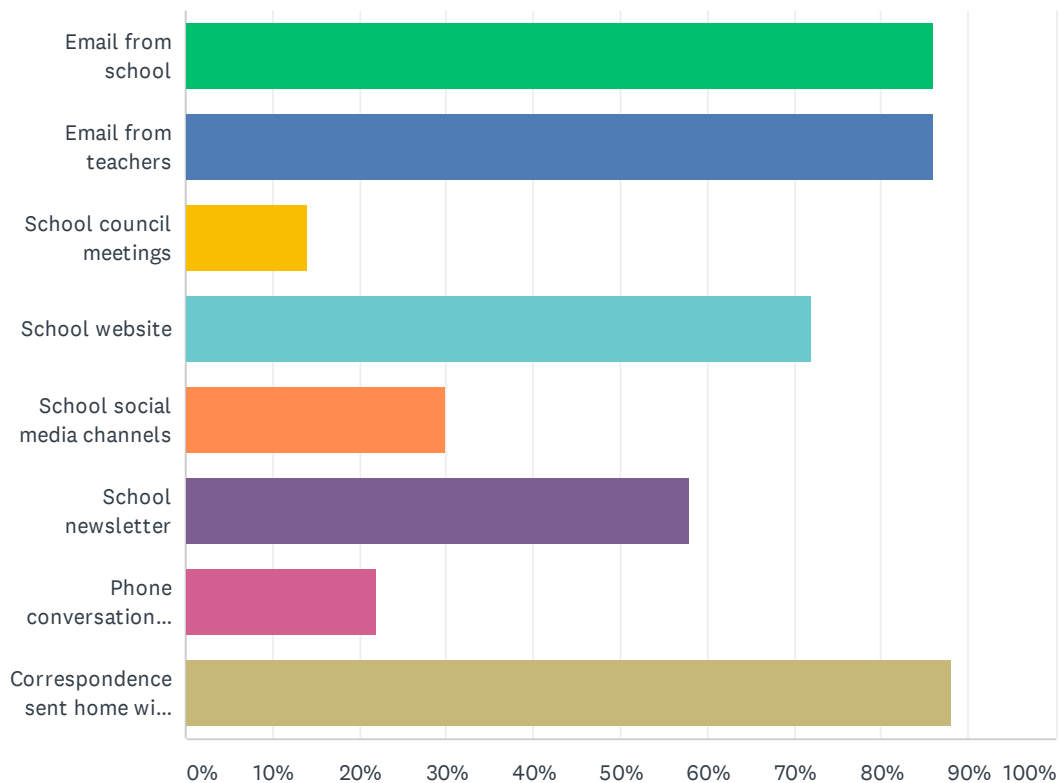
Answered: 51 Skipped: 8



ANSWER CHOICES	RESPONSES	
Keeps me fully informed	29.41%	15
Keeps me fairly well informed	41.18%	21
Keeps me adequately informed	19.61%	10
Gives me a limited amount of information	9.80%	5
I rarely receive the information I need	0.00%	0
TOTAL		51

Q24 Do you regularly make use of the following to keep up to date on school activities, programs, etc.? Check all that apply.

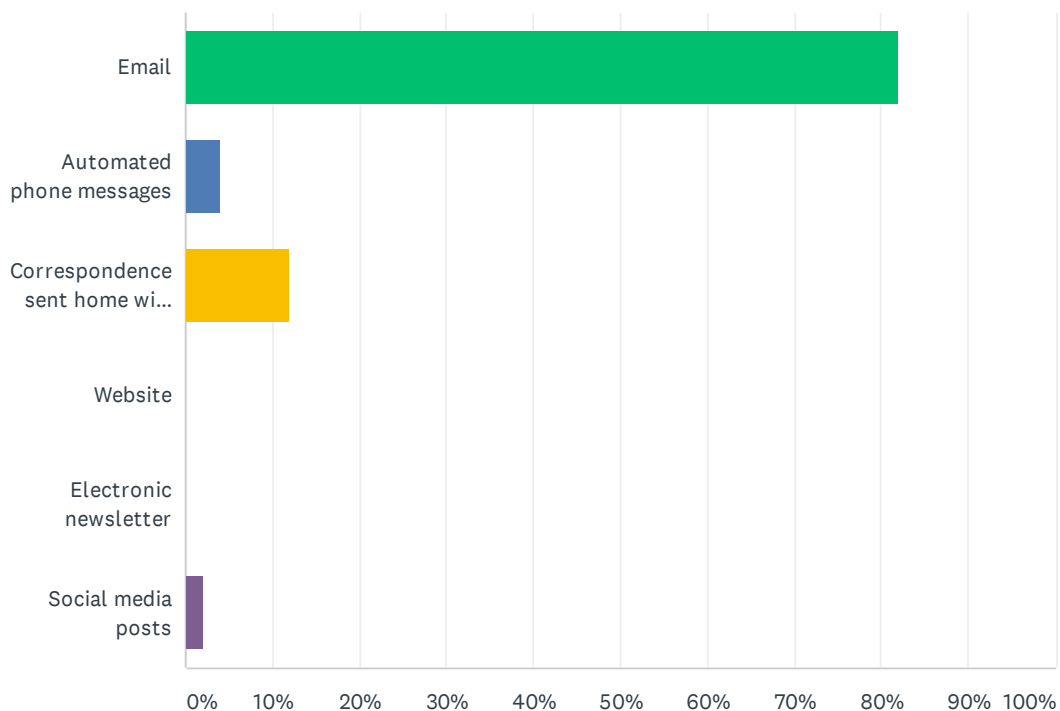
Answered: 50 Skipped: 9



ANSWER CHOICES	RESPONSES	
Email from school	86.00%	43
Email from teachers	86.00%	43
School council meetings	14.00%	7
School website	72.00%	36
School social media channels	30.00%	15
School newsletter	58.00%	29
Phone conversations with the school or teachers	22.00%	11
Correspondence sent home with your child	88.00%	44
Total Respondents: 50		

Q25 What is your most preferred method of communication from the school and Division?

Answered: 50 Skipped: 9

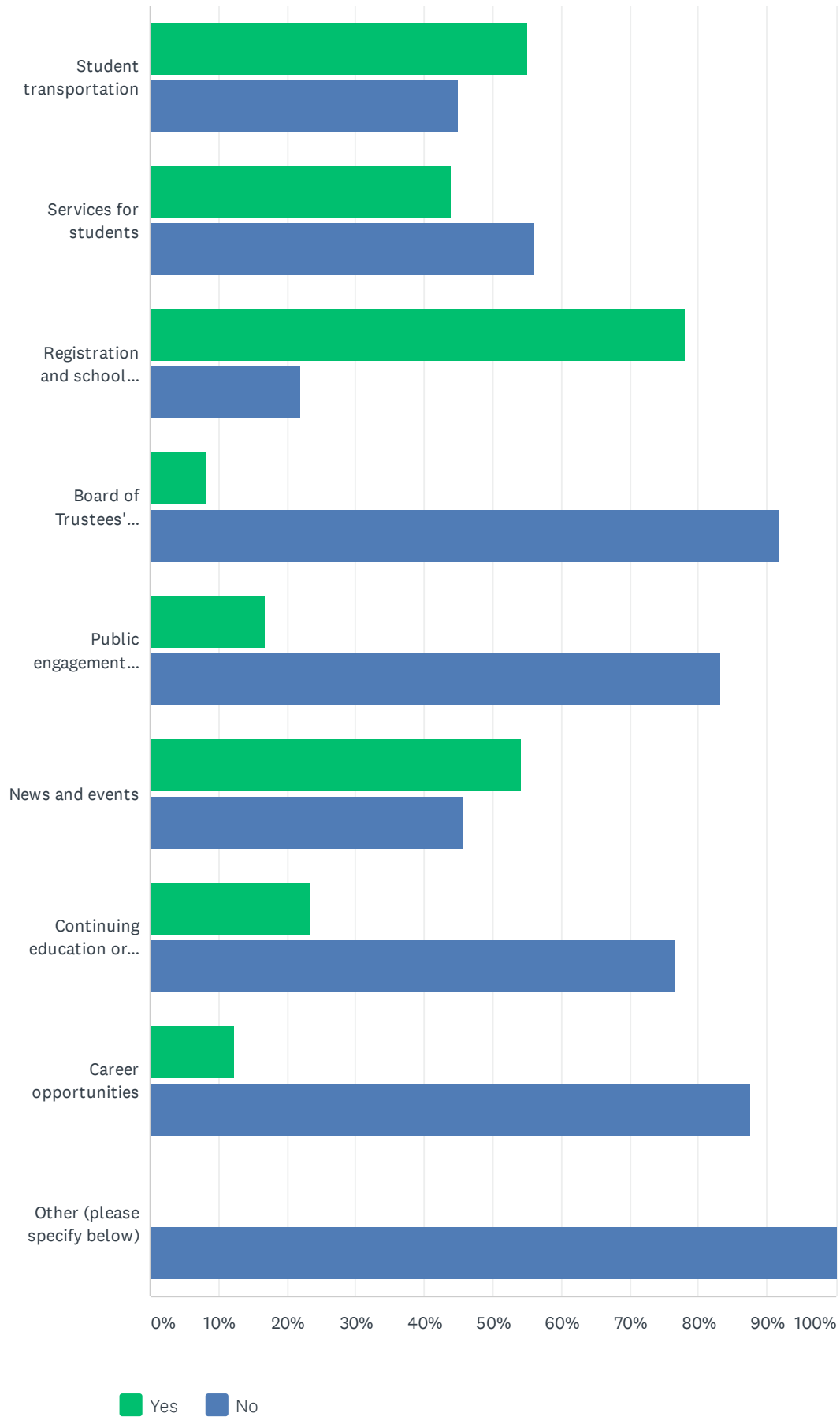


ANSWER CHOICES	RESPONSES	
Email	82.00%	41
Automated phone messages	4.00%	2
Correspondence sent home with your child	12.00%	6
Website	0.00%	0
Electronic newsletter	0.00%	0
Social media posts	2.00%	1
TOTAL		50

Q26 Do you visit the Division website (www.eips.ca) for information on:

Answered: 50 Skipped: 9

EIPS Parent Survey 2019-20

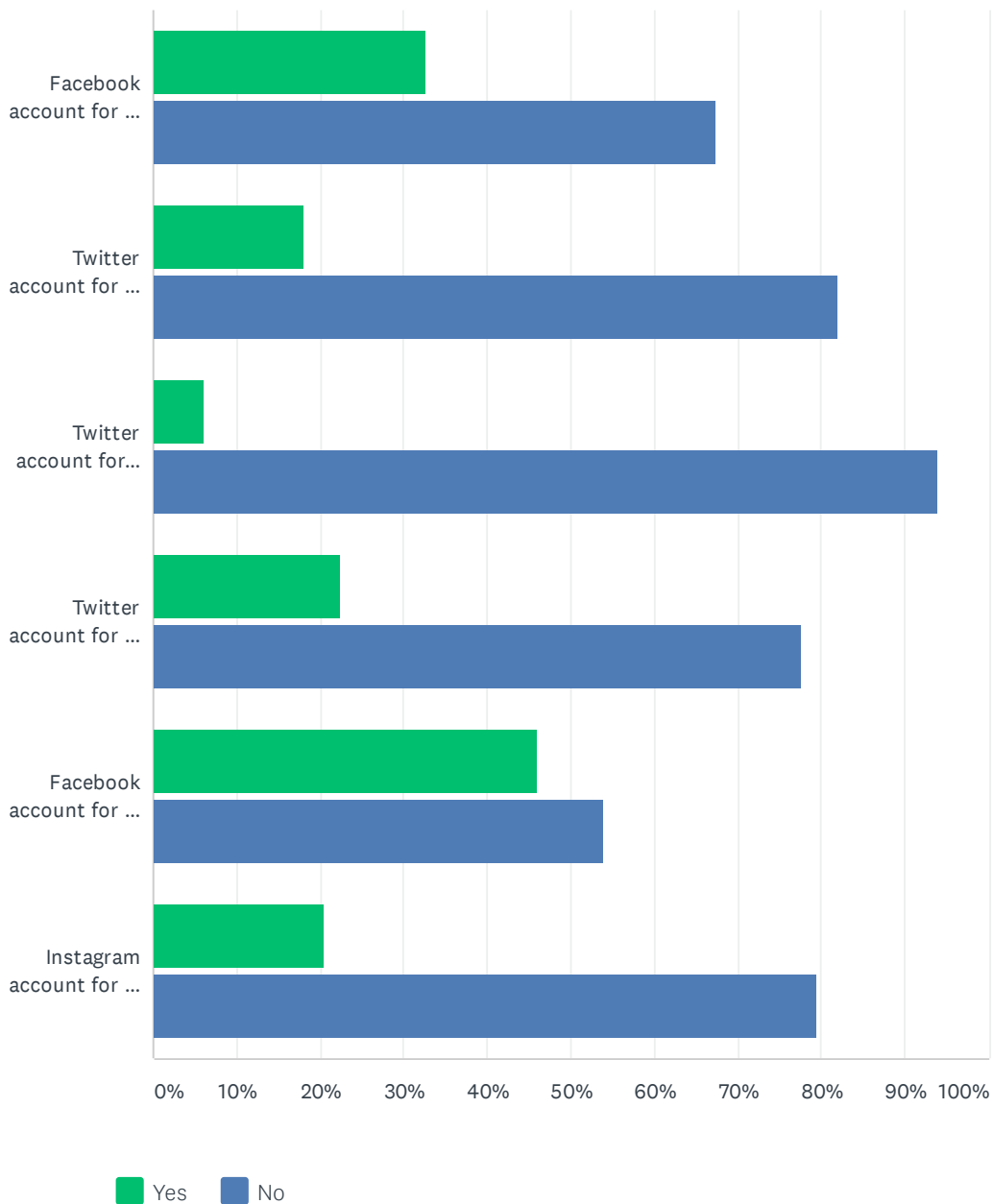


EIPS Parent Survey 2019-20

	YES	NO	TOTAL	WEIGHTED AVERAGE
Student transportation	55.10% 27	44.90% 22	49	1.55
Services for students	44.00% 22	56.00% 28	50	1.44
Registration and school boundaries	78.00% 39	22.00% 11	50	1.78
Board of Trustees' meetings	8.16% 4	91.84% 45	49	1.08
Public engagement initiatives	16.67% 8	83.33% 40	48	1.17
News and events	54.17% 26	45.83% 22	48	1.54
Continuing education or summer courses	23.40% 11	76.60% 36	47	1.23
Career opportunities	12.24% 6	87.76% 43	49	1.12
Other (please specify below)	0.00% 0	100.00% 42	42	1.00

Q27 The Division and schools often share news and information on social media. Do you follow:

Answered: 50 Skipped: 9



EIPS Parent Survey 2019-20

	YES	NO	TOTAL	WEIGHTED AVERAGE
Facebook account for the Division (Facebook.com/ElkIslandPublicSchools)	32.65% 16	67.35% 33	49	1.33
Twitter account for the Division (@eips)	18.00% 9	82.00% 41	50	1.18
Twitter account for EIPS Student Transportation (@eipsST)	6.00% 3	94.00% 47	50	1.06
Twitter account for my child's school	22.45% 11	77.55% 38	49	1.22
Facebook account for my child's school, if applicable	46.00% 23	54.00% 27	50	1.46
Instagram account for my child's school, if applicable	20.41% 10	79.59% 39	49	1.20